

# Superintendent's Update

JANUARY 8<sup>TH</sup>, 2019

REGULAR SCHOOL BOARD MEETING

ADDISON G. DAVIS

SUPERINTENDENT



# Presentation Objectives

- Discuss Current Graduation Rates for Clay County
- Discuss Controlled Open Enrollment for the 2019-20 School Year
- Discuss State of Schools Address
- Discuss BusinessPlus Update
- Identify Champion for Change for January



# Clay County District Schools

Addison Davis, Superintendent



## Graduation Rates

January 8, 2019





## Highlights

- Clay County District Schools' Graduation Rate **INCREASES by 2.3%**.
- **INCREASE of 16.5% from SY 2011-12.**
- **This is a significant increase compared to surrounding counties and state average.**
- Clay County District Schools outpaced the State by **4.6%**.
- Clay County District Schools **exceed 90%** for Record High Graduation Rate!



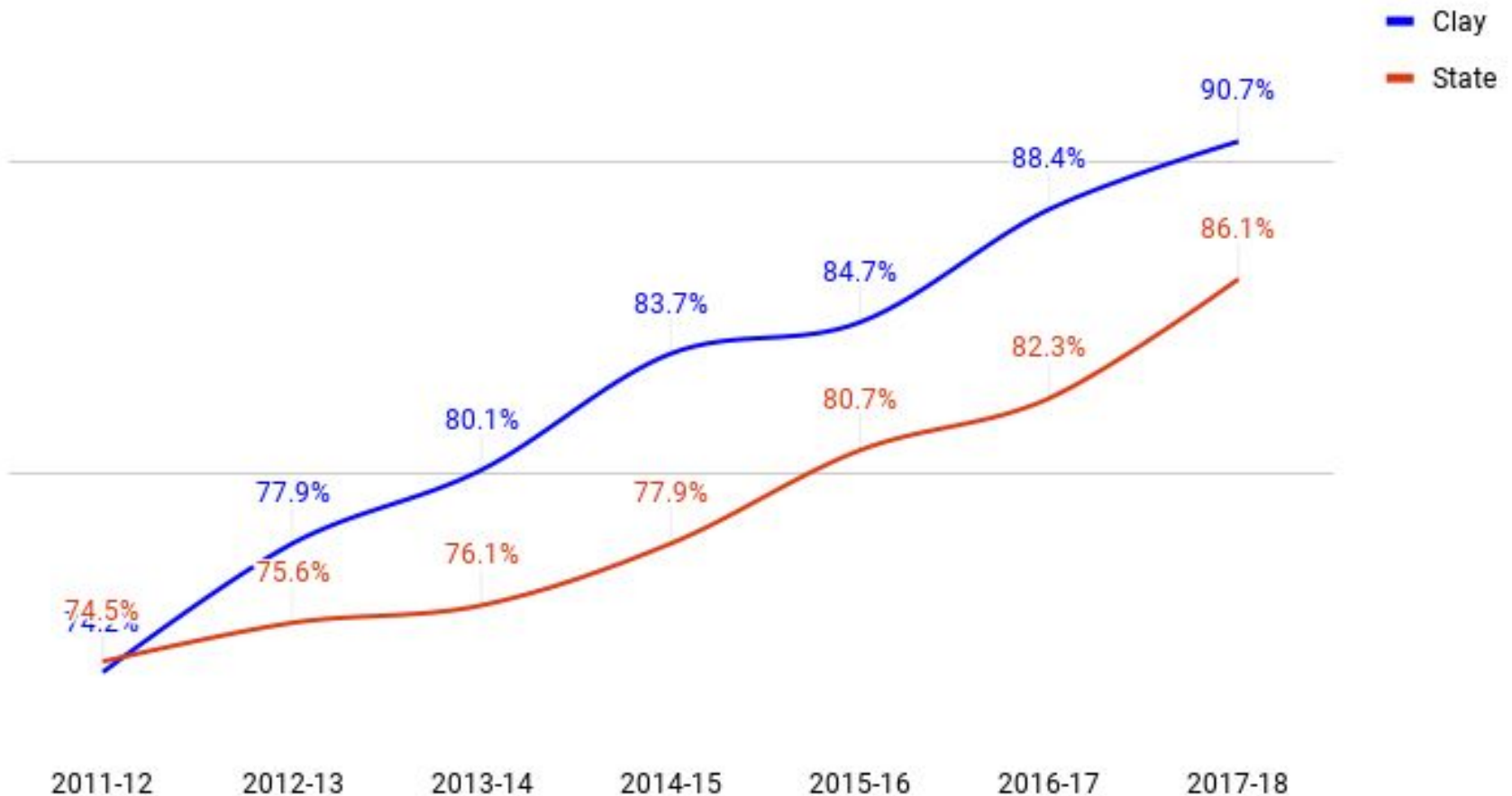


# Six Year Comparative Analysis

School Year	Percent of Graduates
2012-13	77.9%
2013-14	80.1%
2014-15	83.7%
2015-16	84.7%
2016-17	88.4%
2017-18	90.7%

# Graduation Rate for Clay County

## Graduation Rates - Clay vs. State



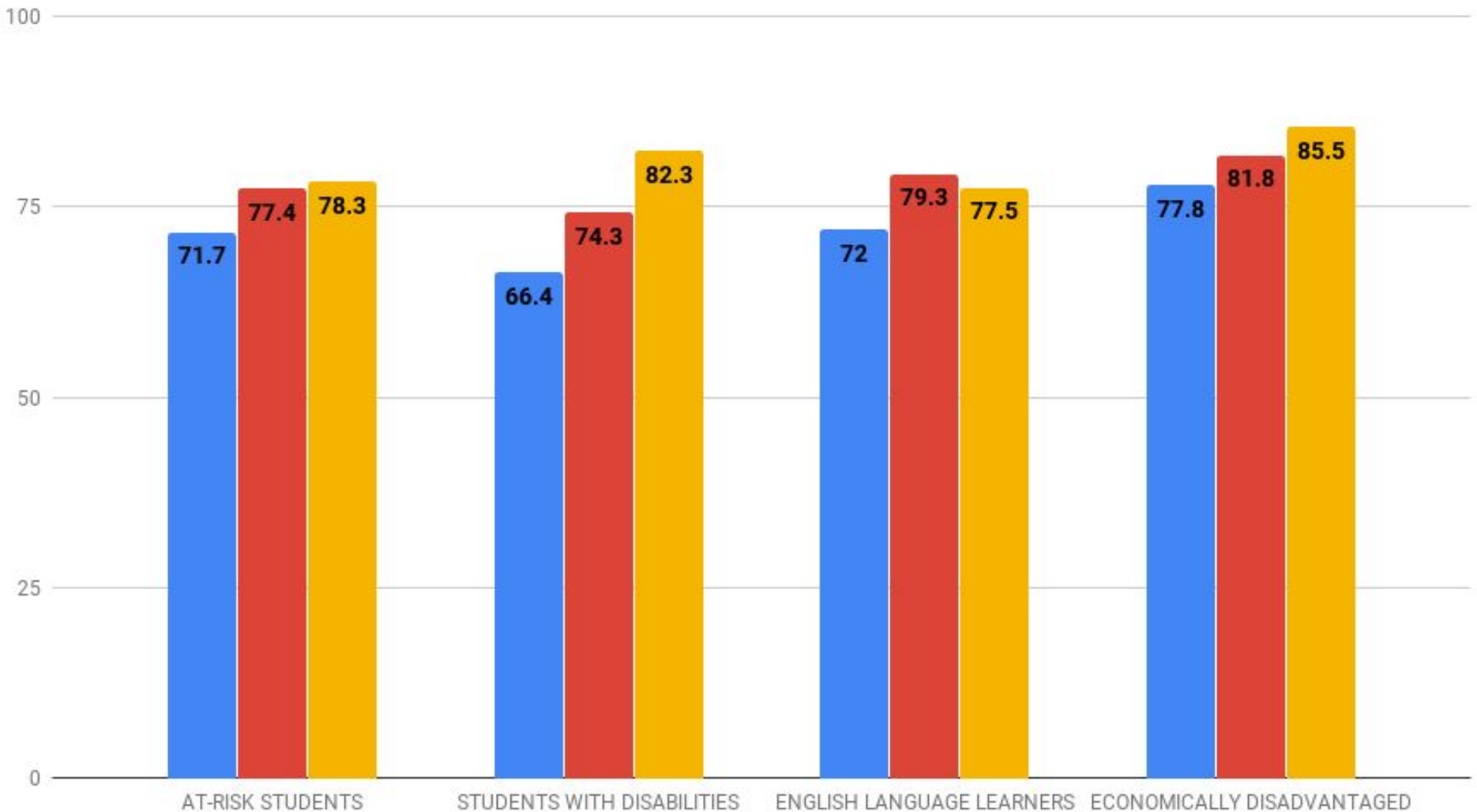


# Additional Focus Areas in Clay

SUBGROUP GRADUATION RATES	2014-15	2015-16	2016-17	2017-2018	17-18 TO 16-17
<b>WHITE</b>	83.3%	84.8%	87.8%	<b>90.0%</b>	<b>2.2%</b>
<b>HISPANIC</b>	83.6%	84.4%	88.4%	<b>91.0%</b>	<b>2.6%</b>
<b>BLACK</b>	82.1%	82.2%	88.7%	<b>91.1%</b>	<b>2.4%</b>
<b>TWO/THREE RACES</b>	87.7%	86.1%	89.9%	<b>94.5%</b>	<b>4.6%</b>
<b>ASIAN</b>	95.2%	98.6%	97.7%	<b>98.6%</b>	<b>0.9%</b>
<b>AT-RISK STUDENTS</b>	63.4%	71.7%	77.4%	<b>78.3%</b>	<b>0.9%</b>
<b>STUDENTS WITH DISABILITIES</b>	68.1%	66.4%	74.3%	<b>82.3%</b>	<b>8.0%</b>
<b>ENGLISH LANGUAGE LEARNERS</b>	60.0%	72.0%	79.3%	<b>77.5%</b>	<b>-1.8%</b>
<b>ECON. DISADVANTAGED</b>	75.9%	77.8%	81.8%	<b>85.5%</b>	<b>3.7%</b>

# Graduation Subgroups

2015-16 2016-17 2017-18







# Overall Rank Compared to Similarly Sized Districts

County	2011-12	2012-13	2013-14	2014-15	2015-16	2016-17	2017-18	Seven Year Comparison
<b>Clay</b>	<b>74.2</b>	<b>77.9</b>	<b>80.1</b>	<b>83.7</b>	<b>84.7</b>	<b>88.4</b>	<b>90.7</b>	<b>16.5</b>
Alachua	68.7	72.6	72.2	74.3	78.4	82.7	88.0	19.3
Escambia	62.1	64.2	66.1	72.7	76.1	79.5	80.7	18.6
Lake	78.2	78.3	76.6	75.8	78.1	77.8	84.1	5.9
Marion	75.2	76.7	77.9	80.7	81.8	78.5	81.8	6.6
Okaloosa	83.3	82.7	82.5	82.4	84.4	86.2	88.1	4.8
St. Johns	86	86.7	87.8	90.5	91.2	90.9	93.3	7.3
St. Lucie	70.6	67.7	73.2	75.5	86.8	90.1	91.8	21.2
<b>State</b>	<b>74.5</b>	<b>76.0</b>	<b>76.0</b>	<b>78.0</b>	<b>81.0</b>	<b>82.3</b>	<b>86.1</b>	<b>11.6</b>



# One Year Growth/Decline by School

High School	2014-15	2015-16	2016-17	2017-18	One year Comparison
Clay High	89.6%	91.0%	90.2%	94.2%	4.0%
Fleming Island	96.7%	97.4%	98.4%	97.3%	-1.1%
Keystone	73.0%	82.0%	86.0%	91.5%	5.5%
Middleburg	81.1%	81.3%	81.7%	88.1%	6.4%
Oakleaf	93.9%	94.7%	93.8%	95.8%	2.0%
Orange Park	85.3%	82.2%	85.9%	91.1%	5.2%
Ridgeview	88.4%	85.5%	89.5%	95.6%	6.1%
Clay Virtual	58.1%	56.3%	70.8%	81.6%	10.8%
<b>CLAY COUNTY DISTRICT SCHOOLS</b>	<b>83.7%</b>	<b>84.7%</b>	<b>88.4%</b>	<b>90.7%</b>	<b>+2.3%</b>



## Next Steps for Clay County

- Continue refining our data tracking tool to assist schools with monitoring graduating cohorts.
- Continue monthly graduation review conferences with district administration to problem solve strategies for increasing the number of graduates and college readiness.
- Continue utilizing our ACT and SAT boot-camp program coupled with resources.



## Areas of Opportunity/ Next Steps

- Utilize Elevation Academy to assist students that are “At-Risk” for not graduating on time.
- Increase the use of the Khan Academy blended learning path tied specifically to SAT preparation.
- Utilize multiple SAT School Days to assist seniors with meeting their reading graduation requirement.





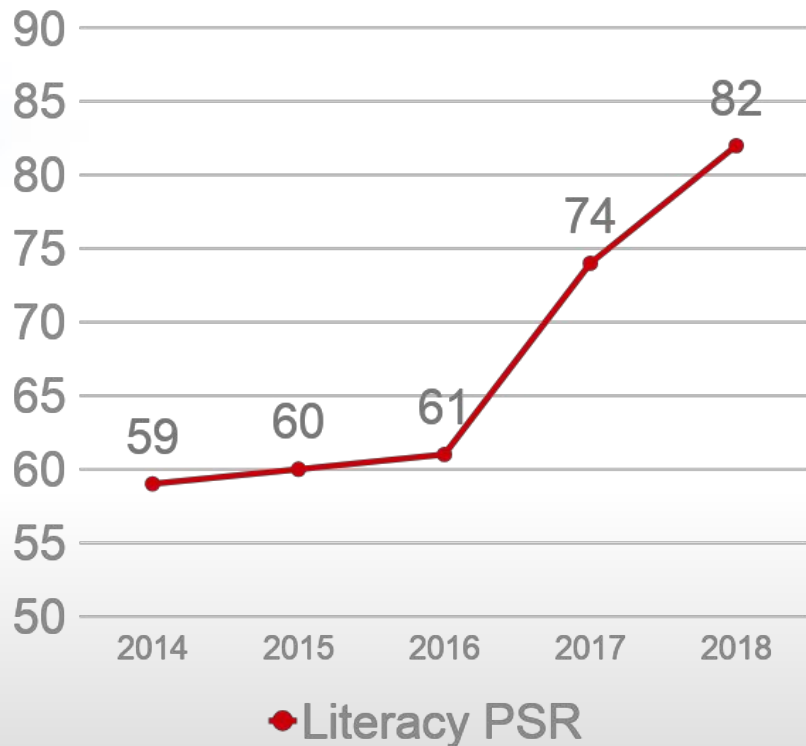
# Post-Secondary Readiness

HIGH SCHOOL	2016 READING PSR	2017 READING PSR	2018 READING PSR	READING PSR GROWTH	2016 MATH PSR	2017 MATH PSR	2018 MATH PSR	MATH PSR GROWTH
CLAY HIGH SCHOOL	52%	74%	79%	5%	43%	51%	56%	5%
FLEMING ISLAND HIGH SCHOOL	67%	85%	90%	5%	57%	74%	85%	11%
KEYSTONE HEIGHTS JR/SR HIGH	65%	73%	82%	9%	51%	53%	53%	0%
MIDDLEBURG HIGH	62%	76%	78%	2%	42%	57%	54%	-3%
OAKLEAF HIGH SCHOOL	63%	79%	85%	6%	39%	60%	70%	10%
ORANGE PARK HIGH	60%	63%	75%	12%	37%	41%	59%	18%
RIDGEVIEW HIGH SCHOOL	63%	78%	81%	3%	52%	54%	70%	16%
CLAY VIRTUAL ACADEMY	38%	57%	64%	7%	25%	43%	61%	18%
<b>DISTRICT TOTAL</b>	61%	76%	82%	6%	45%	57%	67%	10%

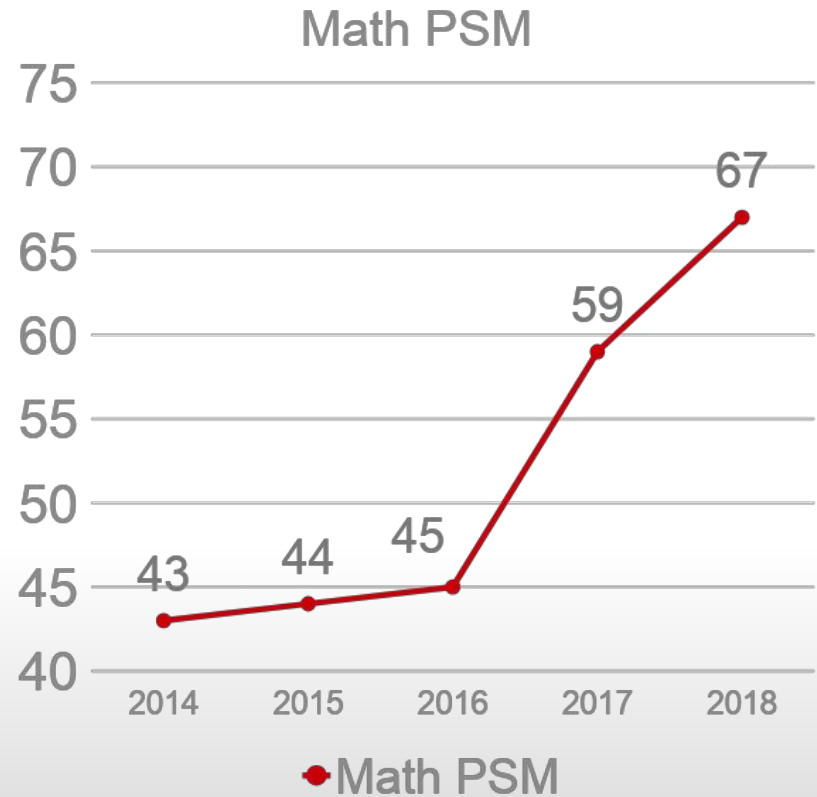


# Post Secondary Readiness

## Reading Post-Secondary



## Math Post-Secondary



# 2019-2020 Controlled Open Enrollment





# Controlled Open Enrollment



- ▶ Required per Florida Statute 1002.31
- ▶ School Districts Must Establish a Capacity Threshold and Allow Student Access
- ▶ Clay County COE Threshold 85% Capacity
- ▶ Designed to Give Parents Additional Educational Offerings
- ▶ Timeline for Controlled Open Enrollment
  - ▶ **Window Opens January 21<sup>st</sup>- February 22<sup>nd</sup>**





# Controlled Open Enrollment Open Seats

2019-2020 COE Schools	Available Seats
<b>Elementary - Grades K-6 (excludes VPK)</b>	
Argyle Elementary	20
Coppergate Elementary	30
Fleming Island Elementary	55
Lakeside Elementary	64
S. Bryan Jennings Elementary	43
Shadowlawn Elementary	30
<b>Junior High - Grades 7-8</b>	
Lakeside Junior	100
Orange Park Junior	100
<b>Senior High - Grades 9-12</b>	
Clay High	133
Orange Park High	366
Ridgeview High	350
<b>Total # of seats available in the District</b>	<b>1, 291</b>

# Controlled Open Enrollment Lottery Process

Pursuant to open enrollment, if there are more applicants than seats available at a specific school, a lottery shall be conducted to determine which students are granted admission. Students in the following categories will receive priority consideration in a lottery selection process:

- Active Military Families Who Military Orders Required Move
- Relocated Due to Foster Care
- Relocated Due to Court Order
- Students Residing into District



# Projected Notification Timeline

COEP	Special Transfer Option / COEP	Reassignment
Application Window: January 2019- February 2019  Notification: March 22nd, 2019	Application Window: March 2019 – April 2019  Notification: May 2019	Application Window: June 2019 – August 2019  Notification: Continuous

# State of Schools Address





“Education is the most powerful weapon which you can use to change the world.”

- Nelson Mandela



## Targeted Audience for State of Schools

- School Board Members
- District Faculty & Staff
- Local & State Legislators & Officials
- Community Leaders & Business Partners
- Educational Partners & Support Teams
- Community Stakeholders

## Expected Outcome for State of Schools

- School District to Provide Annual Report to Community
- Opportunity to Engage All Stakeholders on Direction of School District
- Opportunity for School District to Conduct Self-Assessment
- Opportunity to Acknowledge Partners in Education
- Opportunity for Community to Understand Organization Outcomes and Next Steps



## SOS Date and Location

Date:

Tuesday, January 15<sup>th</sup>

Time:

6:00 p.m.-7:30 p.m.

Location

Thrasher-Horne Center

RSVP at [stateofschools@myoneclay.net](mailto:stateofschools@myoneclay.net)

# BusinessPlus Update



# TERMS to BusinessPlus Conversion

- ▶ Remind all employees that the conversion of our legacy program TERMS to Business Plus will be completed on **Thursday, January 10<sup>th</sup>**.
- ▶ The first full payroll from BusinessPlus will be issued on **January 15th**.
- ▶ **Reminder emails and payroll guides** will be distributed over the next week leading up to the deposit of payroll prior to or on the 15th.
- ▶ If you have any questions or concerns about the information, we have established a **BusinessPlus Hotline** that will open on January 15th, from **6:30 AM to 4:30 PM**. The Hotline will stay open through February 5th.
- ▶ **The number is (904) 335-0100**. The Hotline will be staffed with personnel from HR, Payroll, Finance, ITS, and Transportation.



# Champions of Change

**Little Deeds. Huge Impact.**

**Team Members Making an Impact  
in Clay County District Schools**

