



Clay County District Schools




Grades 6-12
Winter 2019



Report created by
Panorama Education



Summary

Topic Description	Results	Benchmark
<p>Engagement</p> <p>How attentive and invested students are in class.</p>	<p>23%</p>	 <p>0th - 19th percentile compared to others nationally</p>
<p>School Safety</p> <p>Perceptions of student physical and psychological safety at school.</p>	<p>56%</p>	 <p>40th - 59th percentile compared to others nationally</p>
<p>Sense of Belonging</p> <p>How much students feel that they are valued members of the school community.</p>	<p>35%</p>	 <p>0th - 19th percentile compared to others nationally</p>

16,716 responses



Engagement

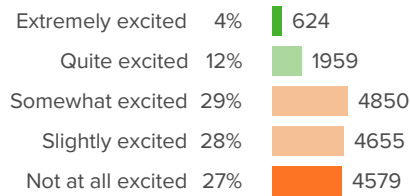
Your average

23%

16,716 responses

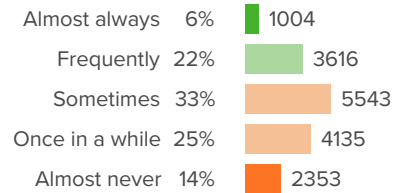
How did people respond?

Q.1: How excited are you about going to your classes?



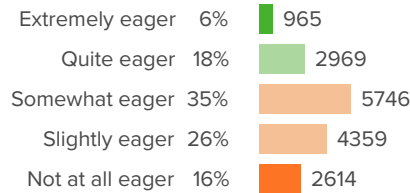
Favorable: **15%**

Q.2: How often do you get so focused on activities in your classes that you lose track of time?



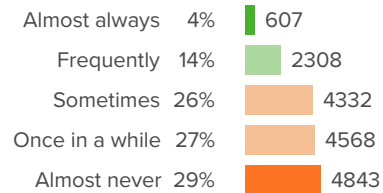
Favorable: **28%**

Q.3: In your classes, how eager are you to participate?



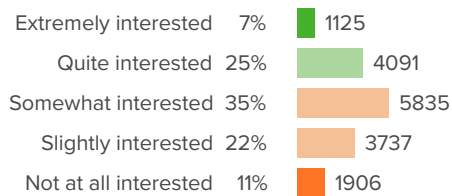
Favorable: **24%**

Q.4: When you are not in school, how often do you talk about ideas from your classes?



Favorable: **17%**

Q.5: Overall, how interested are you in your classes?



Favorable: **31%**



School Safety

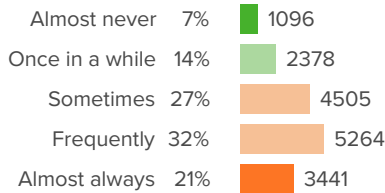
Your average

56%

16,716 responses

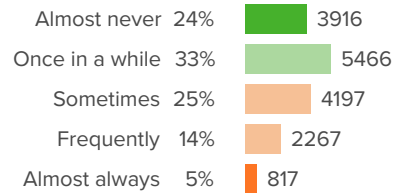
How did people respond?

Q.1: How often are people disrespectful to others at your school?



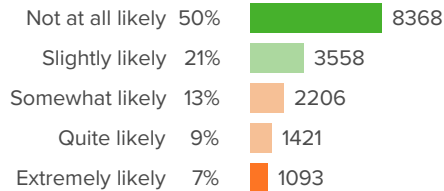
Favorable: **21%**

Q.2: How often do students get into physical fights at your school?



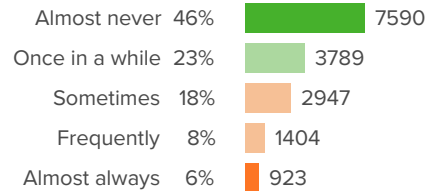
Favorable: **56%**

Q.3: How likely is it that someone from your school will bully you online?



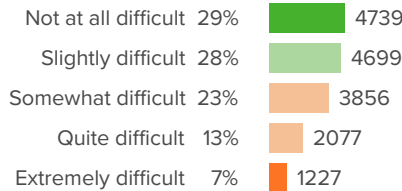
Favorable: **72%**

Q.4: How often do you worry about violence at your school?



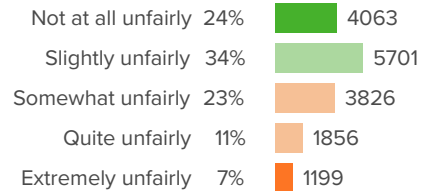
Favorable: **68%**

Q.5: If a student is bullied in school, how difficult is it for him/her to get help from an adult?



Favorable: **57%**

Q.6: At your school, how unfairly do the adults treat the students?



Favorable: **59%**



Sense of Belonging

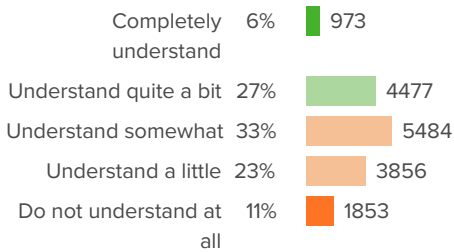
Your average

35%

16,716 responses

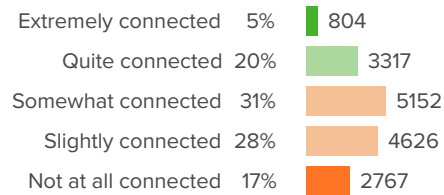
How did people respond?

Q.1: How well do people at your school understand you as a person?



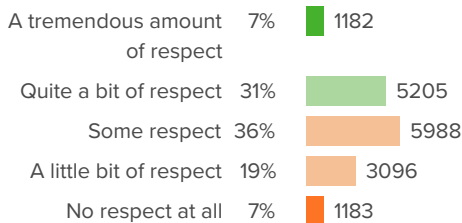
Favorable: **33%**

Q.2: How connected do you feel to the adults at your school?



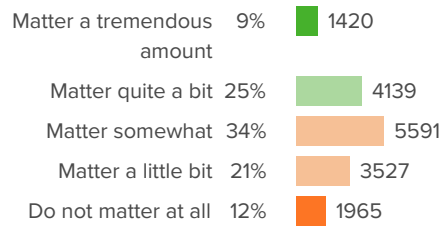
Favorable: **25%**

Q.3: How much respect do students in your school show you?



Favorable: **38%**

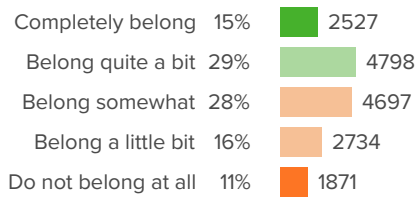
Q.4: How much do you matter to others at this school?



Favorable: **33%**



Q.5: Overall, how much do you feel like you belong at your school?



Favorable: **44%**