

Superintendent's Update!

2018-19 Roadmap to Success!



Addison G. Davis
Superintendent of Schools



Overall Objectives

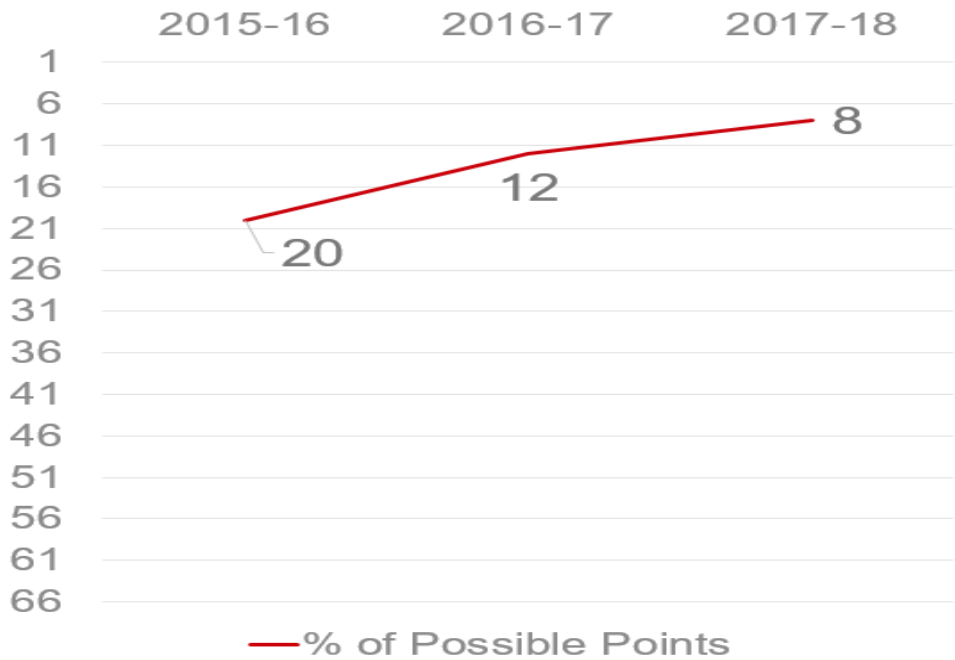


1 Instructional & Academic Status

2 Champions of Change

3 Instructional Priorities for 18-19

Current State Ranking for District Grades



Current District Grade

A

District Grade by the Numbers



Possible Points and Percent of Possible Points				State Ranking		
Category	2016-17	2017-18	+/-	2016-17	2017-18	+/-
# of Possible Points	669	707	38	15th	8th	7

School Grade	Point Value
"A"	62+
"B"	54-61+
"C"	41-53+
"D"	32-40+
"F"	0-31+

District Grade by the Numbers



FSA Reading Two Year Comparison				State Ranking		
Category	2016-17	2017-18	+/-	2016-17	2017-18	+/-
Reading Proficiency	60	62	2	12th	10th	2
Reading Learning Gains	57	57	0	8th	11th	3
Reading Bottom Quartile Gains	47	47	0	4th	13th	9

FSA Math Two Year Comparison				State Ranking		
Category	2016-17	2017-18	+/-	2016-17	2017-18	+/-
Math Proficiency	64	65	1	13th	12th	1
Math Learning Gains	59	60	1	12th	10th	2
Math Bottom Quartile Gains	46	50	4	18th	10th	8

District Grade by the Numbers



FSA/EOC Science Two Year Comparison				State Ranking		
Category	2016-17	2017-18	+/-	2016-17	2017-18	+/-
Science Proficiency	59	72	13	21st	3rd	18

EOC Social Studies Two Year Comparison				State Ranking		
Category	2016-17	2017-18	+/-	2016-17	2017-18	+/-
Social Studies Proficiency	79	79	0	6th	6th	0

Middle School Acceleration Two Year Comparison				State Ranking		
Category	2016-17	2017-18	+/-	2016-17	2017-18	+/-
MS Acceleration Proficiency	55	69	14	50th	29th	21



Grade Level Comparison

Reading	Math	Science	EOC
3 rd Grade -2	3 rd Grade +3	5 th Grade +8	Biology +28
4 th Grade +0	4 th Grade +1	8 th Grade +9	Civics -1
5 th Grade +0	5 th Grade +7		Algebra 1 -6
6 th Grade +2	6 th Grade +2		Geometry +0
7th Grade -4	7 th Grade +4		US History +3
8 th Grade +8	8th Grade -3		
9 th Grade +1			
10 th Grade +7		17 of 21 Areas Assessments Improved or Maintained.	



Clay County District Schools All Letter Grades

School Grade	2016-17	2017-18	+/-
"A"	12	17	+5
"B"	18	20	+2
"C"	10	1	-9
"D"	0	1	+1
"F"	0	0	0



Comparison to Like-size Districts

Districts	Total Points	Percent of Points	Reading	Rdg. Gains	Rdg. BQ	Math	Math Gains	Math BQ	Science	S. Studies
Alachua	5 th	5 th	4 th	4 th	4 th	4 th	4 th	7 th	4 th	5 th
Clay	2 nd	2 nd	3 rd	2 nd	2 nd	3 rd	3 rd	2 nd	2 nd	2 nd
Escambia	8 th	8 th	7 th	8 th	8 th	8 th	8 th	8 th	7 th	8 th
Lake	6 th	6 th	5 th	6 th	6 th	5 th	6 th	5 th	6 th	4 th
Marion	7 th	7 th	8 th	7 th	7 th	7 th	7 th	6 th	8 th	7 th
Santa Rosa	3 rd	3 rd	2 nd	3 rd	3 rd	2 nd	2 nd	3 rd	3 rd	3 rd
St. Johns	1 st	1 st	1 st	1 st	1 st	1 st	1 st	1 st	1 st	1 st
St. Lucie	4 th	4 th	6 th	5 th	5 th	6 th	5 th	4 th	5 th	7 th



FSA and EOC Highlights

- Clay is ranked in the top 10 (9th) overall for grades 3-10 Reading from 15th!
- Clay is ranked 6th in overall grades 6-8 Reading from 14th!
- Clay is ranked in the top 10 (10th) overall in grades 3-8 Math from 16th!
- Clay is ranked in the top 10 for Civics and U.S. History!
- Clay is ranked 1st in Biology from 35th!
- Clay is ranked 3rd in 8th Grade Science from 14th!
- Clay is ranked 10th in 5th Grade Science from 18th!

Greatest Areas of Growth



School Names	2017-18 Growth
McRae Elementary School	+123
Wilkinson Elementary School	+96
Clay Hill Elementary School	+91
Keystone Heights Junior/Senior High School	+81
Middleburg Elementary School	+78
Montclair Elementary School	+68
Oakleaf Junior High School	+64
Lake Asbury Elementary School	+56
Oakleaf High School	+54
Oakleaf Village Elementary School	+50

Organizational Priorities

Clay County will focus on addressing educational inequalities by focusing on three areas to ensure teachers succeed and students thrive:



Rigorous Academics

Are students studying challenging, engaging and relevant content?



Talented People

Are educators in the right roles with the right skills to help students thrive?

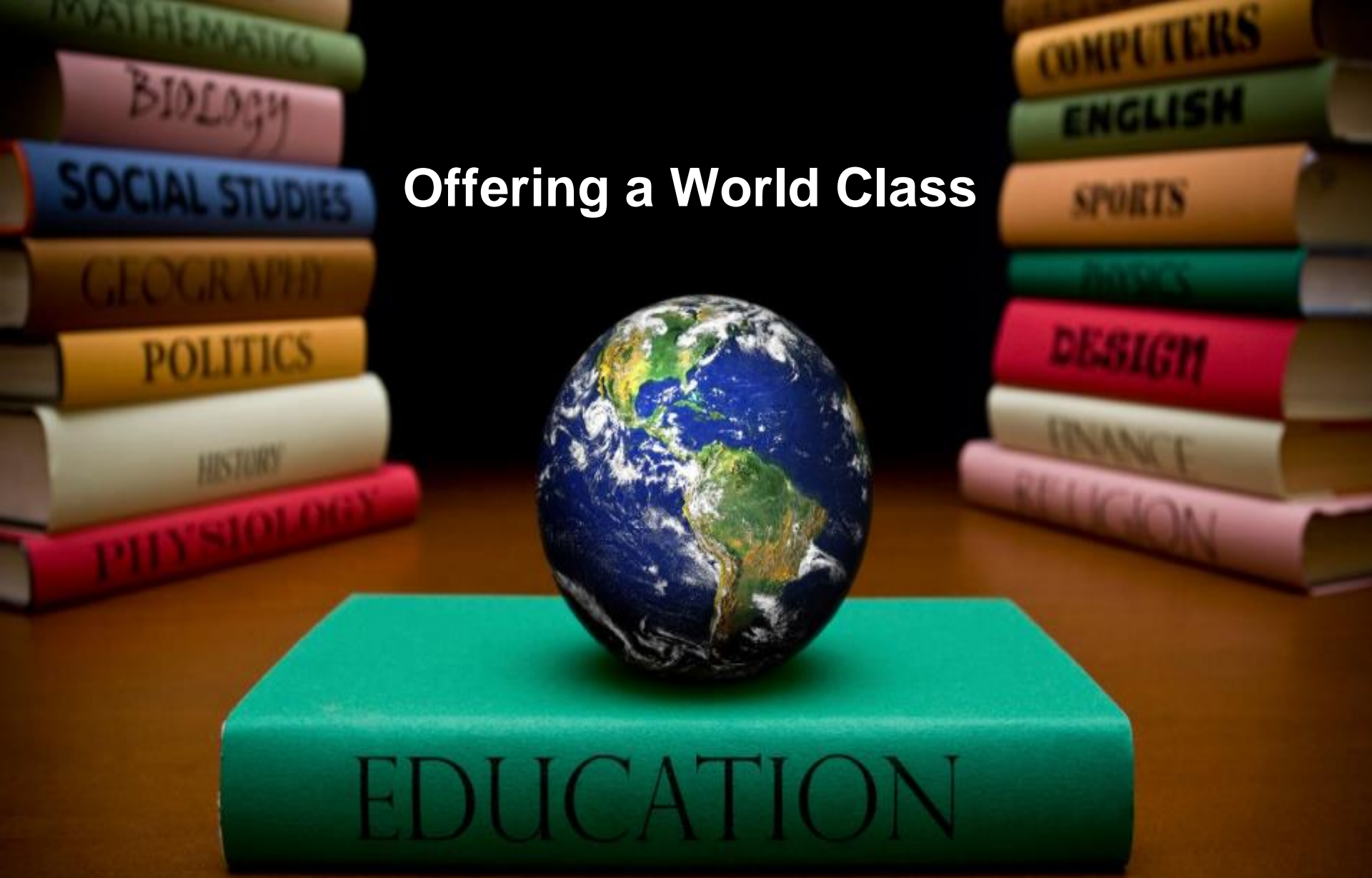


Supportive Environments

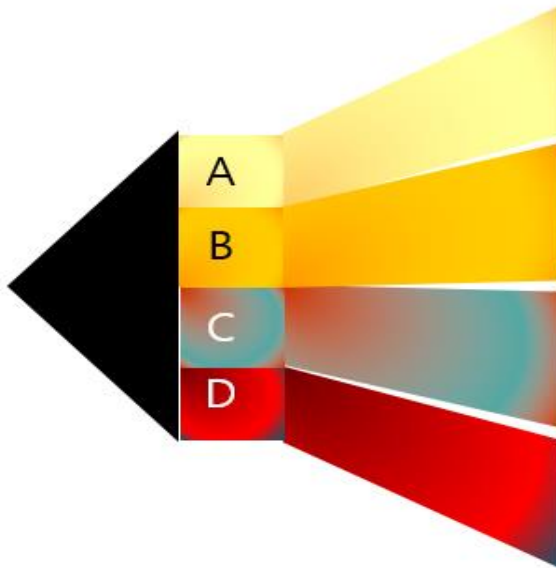
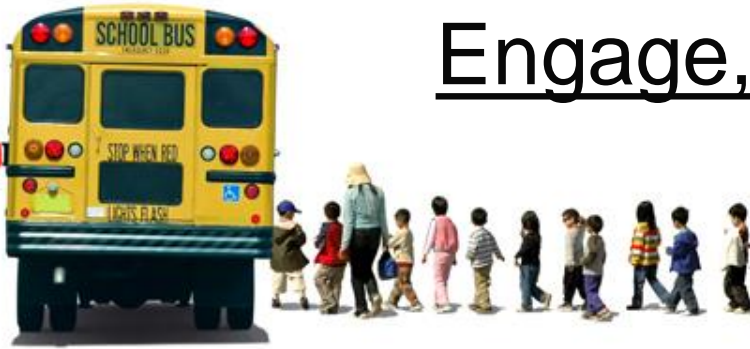
Are policies, systems and communities supporting great schools for all?



Offering a World Class



Engage, Empower, & Educate



➤ Establish a Growth Mindset for All



➤ Understanding the Difference between Innovation & Transformation



➤ Implement the Four Principles of Excellent Instruction



➤ Developing, Sharing, and Living Our:
➤ Vision and Mission
➤ Strategic Plan

Strategies for Building a World Class System



- Demand Rigorous Activities
- Establish High Expectations & High Supports
- Establish Rich and Deep Professional Learning for Teachers
- Select, Use, Monitor, & Support High Quality Materials and Information Systems

Strategies for Building a World Class System



- Improve our School-based Climate & Cultures
- Implement our Vision for Excellent Look fors
- Implement a Continuous a Mindset Improvement System
- Find a Balance in Life

Instructional Outlook for 2018-19



- Focus on Bridging Instructional Gaps in Curriculum
 - Focus on Tier 2 & 3 Instructional Implementation
 - Focus on Leveraging Interventionists and Curriculum Implementation
 - Focus on Maximizing Moments of Learning (Real-time Coaching)
 - Focus on Moving our Bottom Quartiles
 - Focus on to Leverage Coaches, Specialists, and District Supports
 - Focus on Mental Health and Overall Well-being of All Stakeholders
 - Focus on Identifying Additional Revenue Streams within Community
 - Focus on Building Model Classrooms in Every School
- **Doing Less and Simplifying Our Work**

Thank You!

