

CLAY COUNTY DISTRICT SCHOOLS

FIRST PUBLIC HEARING

FOR

THE ADOPTION OF MILLAGE

&

THE APPROVAL OF THE 2019-2020 TENTATIVE BUDGET

Discovering Endless Possibilities

July 30, 2019 5:01 p.m.

Teacher Training Center, Fleming Island High School

2233 Village Square Parkway, Fleming Island Florida 32003

Dr. Susan M. Legutko, Assistant Superintendent Business Affairs



CLAY COUNTY DISTRICT SCHOOLS

2019-2020 Tentative Budget

BOARD MEMBERS

Carol Studdard, Chairman

Janice Kerekes, Vice Chair

Ashley Gilhousen

Mary Bolla

Tina Bullock

Superintendent

Addison Davis



CLAY COUNTY DISTRICT SCHOOLS

COMPREHENSIVE IMPROVEMENT PLANNING & BUDGETING TIMELINES

ACTIVITY	DATES
1. Enrollment Projections (Final)	Friday, January 4, 2019
2. FTE Projections to DOE	Friday, January 18, 2019
3. 2019-2020 Staff Allocations Instructional to Board	Thursday, March 7, 2019
4. 2019-2020 Staff Allocations District Non-Instructional to Board	Monday, April 4, 2019
5. 2019-2020 PSC/CC Reappointments Approved by Board	Thursday, April 6, 2019
6. Principals' Budget Meeting	Friday, May 10, 2019
7. Enter School Budgets – Business Plus	Friday, May 17, 2019
8. Begin TRIM Guidelines	Monday, July 1, 2019
9. Department of Education Certifies Tax Roll	Friday July 19, 2019
10. Approval of Advertising	Tuesday, July 23, 2019
11. Advertise	Thursday, July 25, 2019
12. Public Hearing to Approve Tentative Budget	Tuesday, July 30, 2019
13. Public Hearing to Approve Final Budget	Thursday, September 5, 2019



CLAY COUNTY DISTRICT SCHOOLS

PROPERTY ASSESSMENT VALUES

<u>FISCAL YEAR</u>	<u>REQUIRED LOCAL EFFORT</u>	<u>BASIC DISCRETIONARY LEVY</u>	<u>SUPPLEMENTAL DISCRETIONARY LEVY</u>	<u>CRITICAL OPERATING NEEDS LEVY</u>	<u>ADDITIONAL VOTED MILLAGE</u>	<u>TOTAL GENERAL FUND</u>	<u>TOTAL CAPITAL OUTLAY</u>	<u>TOTAL MILLS</u>	<u>TOTAL ASSESSED VALUES</u>	<u>TOTAL DOLLARS GENERATED</u>
2019-20	3.799	.748	0	0	1.000	5.547	1.500	7.047	12,708,844,125	89,559,225
2018-19	3.933	.748	0	0		4.681	1.500	6.181	11,930,452,878	73,742,129
2017-18	4.190	.748	0	0		4.938	1.500	6.438	11,149,208,791	71,778,606
2016-17	4.514	.748	0	0		5.262	1.500	6.762	10,479,541,597	70,862,660
2015-16	4.889	.748	0	0		5.637	1.500	7.137	9,952,760,388	71,032,851
2014-15	4.974	.748	0	0		5.722	1.500	7.222	9,562,278,559	69,058,776
2013-14	5.094	.748	0	0		5.842	1.500	7.342	9,192,836,182	67,493,803
2012-13	5.323	.748	0	.250		6.321	1.500	7.821	8,994,626,566	70,346,974
2011-12	5.479	.748	0	.250		6.477	1.500	7.977	9,218,286,352	73,534,270
2010-11	5.369	.748	0	.250		6.367	1.500	7.867	9,763,332,245	76,808,135
2009-10	5.235	.748	0	.250		6.233	1.500	7.733	10,520,248,840	81,353,084
2008-09	5.161	.498	.250			5.909	1.750	7.659	11,078,364,417	84,849,193
2007-08	4.731	.510	.250			5.491	2.000	7.491	9,223,032,551	69,089,737
2006-07	5.019	.510	.250			5.779	2.000	7.779	9,122,880,536	70,966,888
2005-06	5.215	.510	.250			5.975	2.000	7.975	7,396,716,359	58,988,813
2004-05	5.723	.510	.250			6.483	2.000	8.483	6,415,666,987	54,424,103
2003-04	5.871	.510	.250			6.631	2.000	8.631	5,175,164,435	44,666,844
2002-03	5.951	.510	.250			6.711	2.000	8.711	5,120,071,286	44,600,941
2001-02	6.012	.510	.250			6.772	2.000	8.772	4,777,089,729	41,904,631
2000-01	6.181	.510	.250			6.941	2.000	8.941	4,280,721,417	38,273,930



PROPOSED MILLAGE LEVY FOR 2019-2020

	Tentative Millage Levy	Proposed \$ to be Raised
Required Local Effort (RLE)	3.799	\$48,280,899
Basic Discretionary	0.748	\$ 9,506,215
Capital Outlay	1.500	\$19,063,266
Additional Voted Millage	1.000	\$12,708,844
Total	7.047	\$89,559,225

The total millage rate to be levied is more than the roll-back rate by 19.44 percent



CLAY COUNTY DISTRICT SCHOOLS

2019-2020 TENTATIVE BUDGET

RECAP OF MILLAGE LEVIES AND DISTRICT AD VALOREM TAX REVENUE

	<u>2018-2019</u>		<u>2019-2020</u>		<u>INCREASE/(DECREASE)</u>	
TAXABLE VALUES	11,930,452,878		12,708,844,125		\$ 778,391,247	
	MILLAGE	AMOUNT	MILLAGE	AMOUNT	MILLAGE ADJUSTMENT	AD VALOREM INC./(DEC.)
REQUIRED LOCAL EFFORT	3.933	\$ 46,922,471	3.799	\$ 48,280,899	-0.134	\$ 1,358,428
BASIC DISCRETIONARY	0.748	\$ 8,923,979	0.748	\$ 9,506,215	0.000	\$ 582,237
ADDITIONAL VOTED MILLAGE	0.000	-	1.000	\$ 12,708,845	1.000	\$ 12,708,845
TOTAL GENERAL FUND	4.681	\$ 55,846,450	5.547	\$ 70,495,958	0.866	\$ 14,649,508
LOCAL CAPITAL IMPROVEMENT	1.500	\$ 17,895,679	1.500	\$ 19,063,266	0	\$ 1,167,587
TOTAL	6.181	\$ 73,742,129	7.047	\$ 89,559,224	0.866	\$ 15,817,095
Impact on a \$125,000 home with a \$25,000 homestead exemption:						
Value Assessed					\$	125,000.00
Homestead Exemption					\$	(25,000.00)
Value Assessed Less Exemption					\$	100,000.00
Taxable Value: 2018-2019		\$ 100,000.00	6.181	Mills		\$ 618.10
Taxable Value: 2019-2020		\$ 100,000.00	7.047	Mills		\$ 704.70
Increase in School Tax Levy						\$ 86.60

NOTE: School Districts are required to budget collections rate at 96%, \$85,976,855



CLAY COUNTY DISTRICT SCHOOLS 2019-2020 TENTATIVE BUDGET

WHAT IS THE ROLL-BACK MILLAGE RATE

- **The millage rate for the new year which would produce the same level of ad valorem tax revenue as was levied in the prior year, after adjusting the new year's taxable property value by backing out "net new construction" and certain deletions.**
- Established by the Truth in Millage (TRIM) law in the 1980s
- A tax rate higher than the rolled-back rate must be advertised with a "NOTICE OF TAX INCREASE" for the Final Budget Public Hearing.
- **The Total Millage Rate to be Levied Exceeds the Rolled-Back Rate Computed Pursuant to SECTION 200.065(1), F.S., By 19.44 Percent.**



CLAY COUNTY DISTRICT SCHOOLS 2019-2020 TENTATIVE BUDGET

ADVERTISEMENTS



CLAY COUNTY DISTRICT SCHOOLS

BUDGET SUMMARY								
THE PROPOSED OPERATING BUDGET EXPENDITURES OF THE SCHOOL DISTRICT OF CLAY COUNTY ARE 6.42 PERCENT MORE THAN LAST YEAR'S TOTAL OPERATING EXPENDITURES								
FISCAL YEAR 2019-2020								
PROPOSED MILLAGE LEVIES SUBJECT TO 10-MILL CAP								
Required Local Effort	3.7990	Basic Discretionary Operating		0.7480	Debt Service	0.0000		
Basic Discretionary Capital Outlay	1.5000	Discretionary Critical Needs Operating		0.0000				
Additional Discretionary Capital	0.0000	Additional Discretionary (Statutory, Voted)		1.0000	Total Millage	7.0470		
		GENERAL FUND	SPECIAL REVENUE	DEBT SERVICE	CAPITAL PROJECTS	PERMANENT FUND	ENTERPRISE FUND	TOTAL ALL FUNDS
ESTIMATED REVENUES:								
Federal sources		2,765,000	24,296,255					27,061,255
State sources		239,498,248	245,000	283,515	1,468,543			241,495,306
Local sources		71,494,317	4,172,430	0	25,232,736			100,899,483
TOTAL SOURCES		\$313,757,565	\$28,713,685	\$283,515	\$26,701,279	\$0	\$0	\$369,456,044
Transfers In		4,100,753		5,124,512				9,225,265
Non-revenue Sources		70,000						70,000
Fund Balance/Net Position July 1, 2019		31,934,738	5,254,461	441,509	23,953,345			61,584,053
TOTAL REVENUES, TRANSFERS & FUND/NET ASSET BALANCES		\$349,863,056	\$33,968,147	\$5,849,536	\$50,654,624	\$0	\$0	440,335,363
EXPENDITURES								
Instruction		209,678,736	6,106,264					215,784,999
Pupil Personnel Services		15,491,560	1,042,610					16,534,171
Instructional Media Services		4,354,270	569					4,354,840
Instructional and Curriculum Development Services		3,747,115	1,665,086					5,412,202
Instructional Staff Training Services		2,163,808	1,825,292					3,989,100
Instruction Related Technology		4,868,422						4,868,422
School Board		844,471						844,471
General Administration		740,184	72,503					812,687
School Administration		15,232,516						15,232,516
Facilities Acquisition and Construction		6,357,975			34,188,398			40,546,373
Fiscal Services		1,562,950						1,562,950
Food Services		4,454	17,521,499					17,525,953
Central Services		3,687,762						3,687,762
Pupil Transportation Services		11,306,534	34,500					11,341,034
Operation of Plant		32,117,918	169,787					32,287,705
Maintenance of Plant		5,823,509						5,823,509
Administrative Technology Services		1,447,772	3,000					1,450,772
Community Services		516,918						516,918
Debt Services				5,408,927				5,408,927
TOTAL EXPENDITURES		\$319,946,875	\$28,441,110	\$5,408,927	\$34,188,398	\$0	\$0	\$387,985,310
Transfers Out					9,225,265			9,225,265
Fund Balance/Net Assets		29,916,181	5,527,037	440,609	7,240,961			43,124,788
TRANSFERS AND FUND/NET ASSET BALANCES		\$349,863,056	\$33,968,147	\$5,849,536	\$50,654,624	\$0	\$0	440,335,363

The tentative, adopted, and/or final budgets are on file in the office of the above mentioned taxing authority as a public record.



The School Board of Clay County will soon consider a measure to continue to impose a 1.500 mill property tax for the capital outlay projects listed herein. This tax is in addition to the school board's proposed tax of 5.547 mills for operating expenses and is proposed solely at the discretion of the School Board.

The proposed combined school board tax increase for both operating expenses and capital outlay is shown in the adjacent notice. The capital outlay tax will generate approximately \$19,063,266 to be used for the following projects:

New Projects to be funded:

CONSTRUCTION AND REMODELING

- Security Control Access County Wide (#3808)
- Technology Infrastructure County Wide (#3806)
- Director/Project Manager Salaries (#3320)
- Clay High School CTE Kitchen Wiring (#3731)
- Fire Alarm Replacement County Wide (#3861)
- Parking Lot Lighting Replacement County Wide (#3014)
- Parent Pickup/Parking Improvements at Keystone Heights Elementary (#3065)
- Replace HVAC Controls County Wide (#3809)
- Emergency Communications Systems (#3235)
- Impact Resistant Window Film (#3487)
- Security Fencing County Wide (#3434)
- Security Cameras County Wide (#3231)
- Cafeteria Expansion County Wide (#3406)
- New Classroom Addition County Wide (#3032)
- Covered Play Areas County Wide (#3804)
- Asphalt and Sidewalk Improvements County Wide (#3360)
- Covered Walkway County Wide (#3655)
- Intercom/PA System County Wide (#3570)
- Front Entrance Security Enhancements County Wide (#3926)
- Land Acquisition (#3708)
- Security Alarm Systems County Wide (#3807)
- Safety and Security Projects County Wide (#3234)
- Security Operations Center (#3736)
- Athletic Field Lighting County Wide (3820)
- Window Replacement County Wide (#3486)
- Second Floor Walkway Remodel at Middleburg Elementary (#3745)
- Energy Conservations Upgrades County Wide (#3005)



MAINTENANCE, RENOVATION AND REPAIR

- Reimbursement of the Maintenance, Renovation, and Repairs paid through the General Fund as permitted by Florida Statute including Maintenance Personnel Salaries (#3894)
- New/Repair/Renovate Concrete/Sidewalks/Parking Lots (#3360)
- Maintenance/Repair/Renovate Fencing (#3520)
- Repair/Renovate Asphalt Surfaces (#3620)
- Maintenance/Repair/Renovate Covered Walkways (#3665)
- Maintenance/Repair/Renovate WWR Plants (#3691)
- Maintenance/Repair/Renovate Drainage-Storm water Systems (#3701)
- Maintenance/Repair/Renovate Play Courts (#3781)
- Maintenance/Repair/Renovate Boilers/Plumbing (#3023)
- Maintenance/Repair/Renovate Cafeteria/Stage Floors (#3025)
- Maintenance/Repair/Renovate HVAC Units (#3038)
- Maintenance/Repair/Renovate Elevators (#3043)
- Maintenance/Repair/Renovate of Plant Services (#3309)
- Safety-To-Life Projects County Wide (#3348)
- Maintenance/Repair/Renovate/Replace Plumbing/Irrigation (#3465)
- Maintenance/Repair/Renovate Restroom Partitions (#3500)
- Maintenance/Repair/Renovate Light Fixtures/Electrical (#3540)
- Maintenance/Repair/Renovate Fire Alarm, I/C and Sound Systems (#3570)
- Painting County Wide (#3590)
- Maintenance Overtime (#3591)
- New/Maintenance/Repair/Renovate Doors (#3610)
- New/Maintenance/Repair/Renovate Flooring County Wide (#3630)
- Maintenance/Repair/Renovate Roofs-Ceilings (#3660)
- Maintenance/Repair/Renovate EWC/Plumbing (#3664)
- New/Maintenance/Repair/Renovate Bleachers (#3671)
- Maintenance/Repair/Renovate Portables (#3681)
- Maintenance/Repair/Renovate Emergency Generators (#3791)
- Maintenance/Repair/Renovate EMS (#3821)
- Maintenance/Repair/Renovate Enhanced Classrooms (#3831)
- Tree Cutting, Trimming and Removal (#3629)
- Roof Replacement/Repair County Wide (#3002)
- Restroom Renovations County Wide (#3802)
- Rooftop Cupola Modifications at Thunderbolt Elementary (#3755)
- District Office Renovations/Remodeling (#3716)
- Site Improvements/Underground Utilities County Wide (#3004)
- HVAC Repair/Replacement County-Wide (#3061)
- Erosion Control/Storm water Repair County Wide (#3009)
- Security Lighting Repair/Replacement County Wide (#3540)



- Demolition of Wastewater Tank/Treatment Buildings County Wide (#3691)
- Track Improvements County Wide (#3010)
- Renovation/Remodeling at Orange Park High School (#3170)
- Stadium Repair/Replacement County Wide (#3052)
- Tennis Court Repairs County Wide (#3781)
- Locker Repair/Replacement County Wide (#3442)
- Relocatable Disposal County Wide (#3775)
- Kitchen/Cafeteria Renovations County Wide (#3817)
- Relocatable Renovations/Remodeling County Wide (#3779)

MOTOR VEHICLE PURCHASES

- Lease Purchase 100 New School Buses and 100 New Radios (#3878)
- GPS System County Wide (#3815)
- New Maintenance Vehicles (#3167)

NEW AND REPLACEMENT EQUIPMENT, COMPUTERS AND DEVICE HARDWARE AND OPERATING SYSTEM SOFTWARE NECESSARY FOR GAINING ACCESS TO OR ENHANCING THE USE OF ELECTRONIC AND DIGITAL INSTRUCTIONAL CONTENT AND RESOURCES, AND ENTERPRISE RESOURCE SOFTWARE

- Equipment County Wide (#1520)
- Enterprise Resource Software acquired via license/maintenance fees or lease agreements (#3706)
- Hand Held Walki-Talki Repeaters County Wide (#3166)
- Severe Weather Stations County Wide (#3007)
- Interactive Technology for Classrooms County Wide (#3310)

PAYMENTS OF LOANS APPROVED PURSUANT TO SS 1011.14 AND 1011.15, F.S.

- Repayment of Certificate of Participation (C.O.P.) OLS Series 2014 (#3753)
- Repayment of Certificate of Participation (C.O.P.) OHS/LAJ Series 2012 (#3783)
- Repayment of Certificate of Participation (C.O.P.) FIH Series 2017 (#3723)
- Dues and Fees Associated with Certificate of Participation Repayment (#3763)

PAYMENT OF PREMIUMS FOR PROPERTY AND CASUALTY INSURANCE NECESSARY TO INSURE THE EDUCATIONAL AND ANCILLARY PLANTS OF THE SCHOOL DISTRICT

- Insurance premiums on District Facilities (#3553)

All concerned citizens are invited to a public hearing to be held on July 30, 2019 at 5:01p.m. at Teacher Training Center at Fleming Island High School, 2233 Village Square Parkway, Orange Park, FL 32003.

A DECISION on the proposed amendment to the projects funded from CAPITAL OUTLAY TAXES will be made at this meeting.



CLAY COUNTY DISTRICT SCHOOLS

AMENDED NOTICE OF TAX FOR SCHOOL CAPITAL OUTLAY

The School Board of Clay County will soon consider a measure to amend the use of property tax for the capital outlay projects previously advertised for the 2018 school year.

New projects to be funded:

CONSTRUCTION AND REMODELING

- Cafeteria Expansion County Wide (#3406)
- New Classroom Addition County Wide (#3032)
- Intercom/PA System County Wide (#3570)
- Director/Project Manager Salaries (#3320)
- New/Maintenance/Repair/Renovate Doors (#3610)

MAINTENANCE, RENOVATION AND REPAIR

- Security Lighting Repair/Replacement County Wide (#3540)
- HVAC Controls County Wide (#3809)

MOTOR VEHICLE PURCHASES

- New Maintenance Vehicles (#3167)

All concerned citizens are invited to a public hearing to be held on July 30, 2019 at 5:01 p.m. at Teacher Training Center at Fleming Island High School, 2233 Village Square Parkway, Orange Park, FL 32003.

A DECISION on the proposed amendment to the projects funded from CAPITAL OUTLAY TAXES will be made at this meeting.



CLAY COUNTY DISTRICT SCHOOLS

NOTICE OF PROPOSED TAX INCREASE

The School District of Clay County will soon consider a measure to increase its Property tax levy.

Last year’s property tax levy:

- A. Initially proposed tax levy.....\$73,742,129
- B. Less tax reductions due to Value Adjustment Board
And other assessment changes.....\$164,927
- C. Actual property tax levy.....\$73,577,202

This year’s proposed tax levy.....\$89,559,225

A portion of the tax levy is required under state law for the school board to receive \$233,595,801 in state education grants. The required portion has increased by 1.19 percent, and represents approximately five tenths of the total proposed taxes.

The remainder of the taxes is proposed solely at the discretion of the school board.

All concerned citizens are invited to a public hearing on the tax increase to be held on July 30, 2019 at 5:01 pm at the Teacher Training Center at Fleming Island High School, 2233 Village Square Parkway, Fleming Island, Florida 32003

A DECISION on the proposed tax increase and the budget will be made at this hearing.



CLAY COUNTY DISTRICT SCHOOLS

GENERAL FUND REVENUES



CLAY COUNTY DISTRICT SCHOOLS

DETAIL OF ACTUAL AND ESTIMATED LOCAL, STATE & FEDERAL REVENUES

REVENUES	AUDITED ACTUAL 2017-18	UNAUDITED FINAL 2018-19	PROPOSED 2019-20
LOCAL REVENUES:			
PROPERTY TAXES	\$ 52,101,269	\$ 52,712,047	\$ 55,378,026
TAX REDEMPTIONS (DELINQUENT TAXES)	1,033,644	1,043,091	750,000
INTEREST ON INVESTMENTS	538,882	800,000	400,000
GIFTS, GRANTS (CLEAR WIRE)	89,467	158,958	60,000
EDUCATIONAL FEES	668,155	468,065	474,800
FOOD SERVICE INDIRECT COST	230,604	255,288	400,000
INDIRECT COST RATE (FED PROJECTS)	392,138	217,093	376,000
RENT	286,447	225,000	300,000
COLLECTIONS (TEXTBOOKS)	9,713	5,273	5,000
OTHER	1,439,029	1,292,902	1,150,000
TOTAL LOCAL REVENUE:	\$ 56,789,348	\$ 57,177,718	\$ 59,293,826
STATE REVENUES:			
FEFP	\$ 169,175,592	\$ 176,681,252	\$ 190,364,739
WORKFORCE DEVELOPMENT	564,563	524,317	469,160
CATEGORICALS/LOTTERY/SCH. RECOG.	41,594,887	42,743,818	43,231,062
CO & DS ADMIN. FEE	22,513	22,000	22,000
STATE LICENSE TAX	29,240	25,664	25,000
MISCELLANEOUS	4,692,198	6,783,048	5,386,287
TOTAL STATE REVENUE:	\$ 216,078,994	\$ 226,780,099	\$ 239,498,248
FEDERAL REVENUES			
IMPACT AID FUNDS	\$ 435,894	\$ 792,259	\$ 700,000
ROTC	\$ 374,578	\$ 396,470	\$ 365,000
MEDICAID	\$ 1,713,223	\$ 1,826,374	\$ 1,700,000
TOTAL FEDERAL REVENUE:	\$ 2,523,695	\$ 3,015,103	\$ 2,765,000
TOTAL CURRENT REVENUE:	\$ 275,392,037	\$ 286,972,920	\$ 301,557,074
OTHER FINANCING SOURCES	\$ -	\$ -	
TOTAL REVENUE:	\$ 275,392,037	\$ 286,972,920	\$ 301,557,074



CLAY COUNTY DISTRICT SCHOOLS

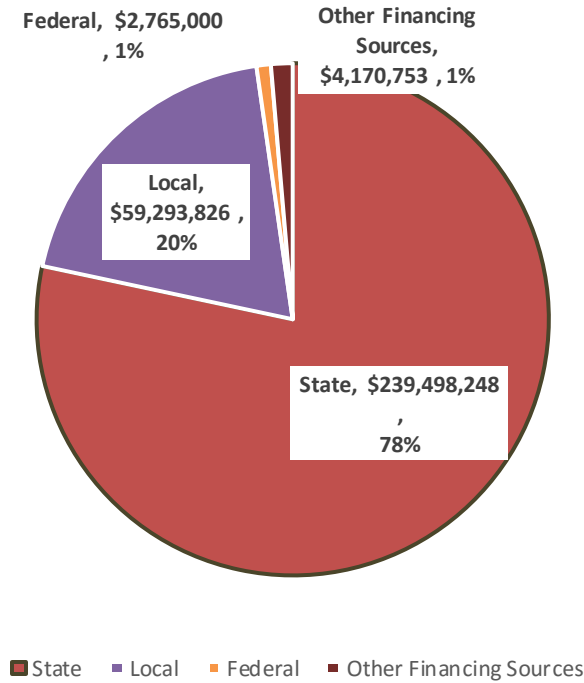
Detail of Actual and Estimated Local, State & Federal Revenues
 FUND 100-GENERAL FUND Continued

Other Financing Sources Description	AUDITED ACTUAL 2017-18	UNAUDITED FINAL 2018-19	PROPOSED 2019-20
Transfer LCIF Capital Projects-Maintenance, Equipment and Project Manager Salary	\$ 1,733,572	\$ 2,273,490	\$ 4,100,753
Transfer from Self Insurance for Vandalism	\$ -	\$ -	\$ -
Sale of Land & Equipment	\$ 67,580	\$ 81,898	\$ 70,000
Transfer from One Mill	-	-	
TOTAL OTHER FINANCING SOURCES	\$ 1,801,152	\$ 2,355,388	\$ 4,170,753
TOTAL REVENUE & OTHER SOURCES	\$ 277,193,189	\$ 289,328,308	\$ 305,727,827



CLAY COUNTY DISTRICT SCHOOLS

Estimated 2019-20 Budget ANALYSIS OF REVENUE SOURCES (GENERAL FUND)



**TENTATIVE
ESTIMATED
REVENUE
2019-2020
\$305,727,827**





General Fund

Supports...

- ✓ Schools & Centers are allocations sent directly to the individual schools or centers.
- ✓ Other Instruction Services
- ✓ Categorical Program which require special accounting by the State.
- ✓ Central Units such as Office of the Superintendent, School Board, Operations Services, Facilities Services, Fiscal Services and Exceptional Student Education.
- ✓ District-Wide Allocations relate to funds used at the district level. These include property and liability insurance, worker's compensation insurance, accumulated sick leave payout upon retirement, annual leave payout, bank service charges and fees.
- ✓ Non-Recurring Appropriations
- ✓ General Fund Capital Projects primarily include the costs of portable classrooms and construction management.
- ✓ Fund Balance are funds remaining from the prior year, some of which may be used only for the specified purpose for which they were originally designated. In addition, some of these funds are already contractually obligated with vendors for purchases as well as some of these funds equal the value of inventories on hand that will not be exhausted.
- ✓ Contingency allocations provide for unforeseen events which cause a financial emergency in the amount of at least 3%.



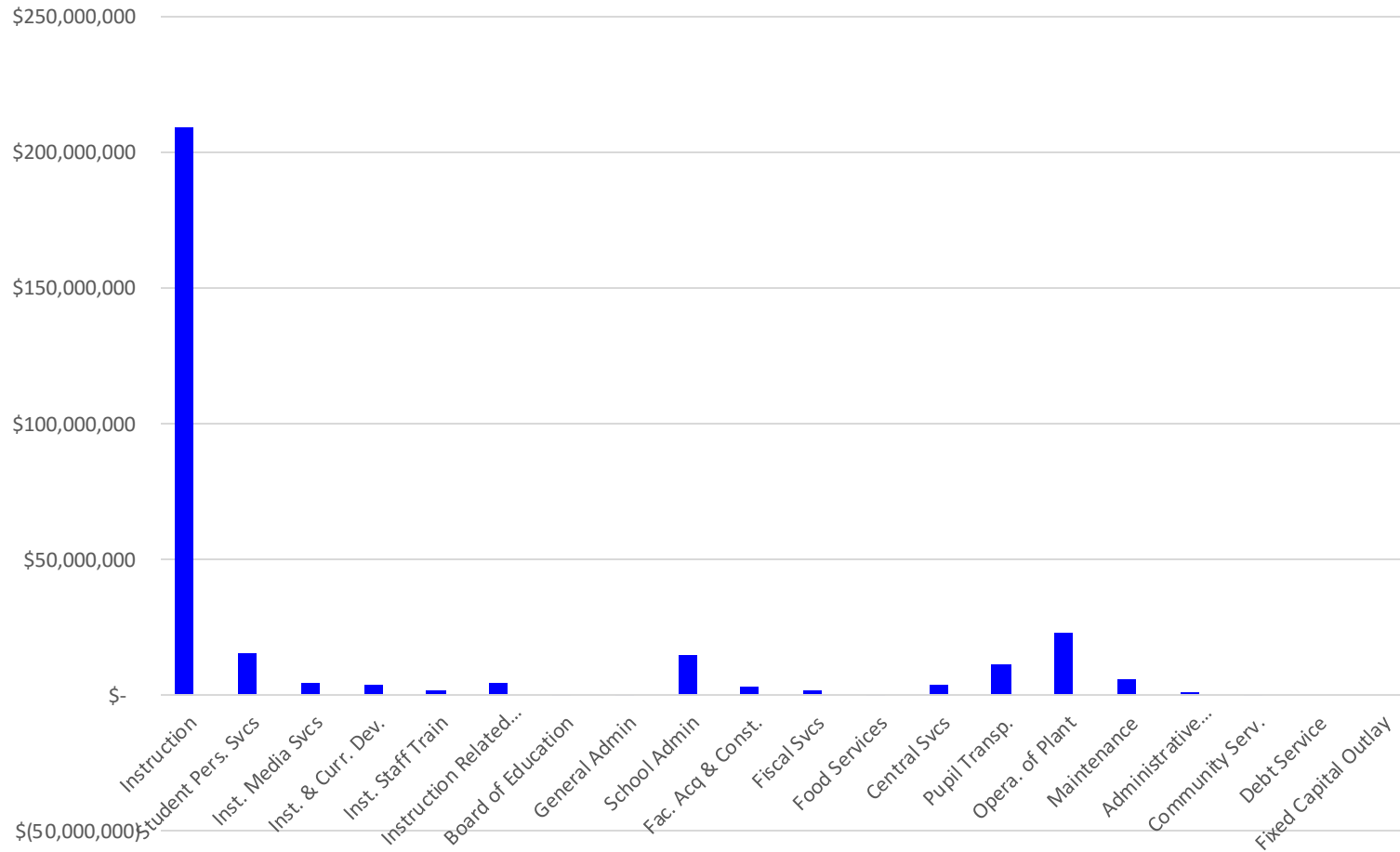
CLAY COUNTY DISTRICT SCHOOLS 2019-2020 TENTATIVE BUDGET

		AUDITED FINAL 2017-18		UNAUDITED FINAL 2018-19		TENTATIVE BUDGET 2019-20	
	FUNCTIONS						
Instruction	5000	\$ 179,857,825	66.45%	\$ 189,619,054	66.29%	\$ 209,678,736	68.13%
Student Pers. Svcs	6100	13,148,307	4.86%	13,993,965	4.89%	15,491,560	5.03%
Inst. Media Svcs	6200	4,131,094	1.53%	4,334,088	1.52%	4,354,270	1.41%
Inst. & Curr. Dev.	6300	3,847,116	1.42%	3,756,487	1.31%	3,747,115	1.22%
Inst. Staff Train	6400	2,407,238	0.89%	2,171,005	0.76%	2,163,808	0.70%
Instruction Related Technology	6500	3,957,791	1.46%	3,723,048	1.30%	4,868,422	1.58%
Board of Education	7100	869,804	0.32%	780,329	0.27%	844,471	0.27%
General Admin	7200	561,117	0.21%	585,333	0.20%	740,184	0.24%
School Admin	7300	14,871,474	5.49%	14,913,376	5.21%	15,232,516	4.95%
Fac. Acq & Const.	7400	1,736,710	0.64%	2,749,985	0.96%	3,283,975	1.07%
Fiscal Svcs	7500	1,263,394	0.47%	1,343,315	0.47%	1,562,950	0.51%
Food Services	7600	72,558	0.03%	92,273	0.03%	4,454	0.02%
Central Svcs	7700	2,868,817	1.06%	3,286,252	1.15%	3,684,012	1.20%
Pupil Transp.	7800	10,825,088	4.00%	11,458,641	4.01%	11,306,534	3.67%
Opera. of Plant	7900	20,054,150	7.41%	24,830,108	8.68%	22,995,178	7.47%
Maintenance	8100	5,460,704	2.02%	5,587,499	1.95%	5,823,509	1.89%
Administrative Technology Services	8200	747,271	0.28%	1,263,837	0.44%	1,447,772	0.47%
Community Serv.	9100	456,974	0.17%	375,699	0.13%	516,918	0.17%
Debt Service	9200	520,535	0.19%	1,163,854	0.41%	-	0.00%
Fixed Capital Outlay	9300	\$ 3,025,110	1.12%	\$ -	0.00%	\$ -	0.00%
		\$ 270,683,075	100%	\$ 286,028,148	100%	\$ 307,746,385	100%



CLAY COUNTY DISTRICT SCHOOLS

Analysis of Expenditures by Function



Total Projected Expenditures
\$307,746,385



CLAY COUNTY DISTRICT SCHOOLS 2019-2020 TENTATIVE BUDGET

The General Fund is the largest fund controlled by the School Board. This fund records expenditures for most of the personnel and fringe benefit costs, classroom supplies, textbooks, field trips, guidance, media, in-service training, finance, personnel, data processing, central services, warehousing, purchasing, custodial, utilities and maintenance costs. These expenditures can be broadly categorized into the following seven object groups:

CATEGORY	OBJECT GROUPS
SALARIES	Object Code (100's)
BENEFITS	Object Code (200's)
PURCHASED SERVICES	Object Code (300's)
ENERGY SERVICE	Object Code (400's)
MATERIALS & SUPPLIES	Object Code (500's)
CAPITAL OUTLAY	Object Code (600's)
OTHER EXPENSES	Object Code (700's)



CLAY COUNTY DISTRICT SCHOOLS 2019-2020 TENTATIVE BUDGET

EXPENDITURES BY OBJECT (GENERAL FUND)

	OBJECTS	AUDITED ACTUAL EXPENDITURES 2017-18		UNAUDITED EXPENDITURES ESTIMATED 2018-19		PROPOSED EXPENDITURES 2019-20	
Salaries	100	\$ 178,177,012	65.82%	\$ 184,531,826	64.52%	\$ 192,264,513	62.47%
Employee Benefits	200	44,387,592	16.40%	46,861,687	16.38%	50,199,303	16.31%
Purchased Services	300	23,164,488	8.56%	28,487,300	9.96%	29,753,636	9.67%
Energy Services	400	8,022,330	2.96%	8,414,938	2.94%	8,691,853	2.82%
Materials & Supplies	500	9,167,956	3.39%	10,167,046	3.55%	19,819,046	6.44%
Capital Outlay	600	5,612,237	2.07%	4,608,719	1.61%	4,678,407	1.52%
Other Expenses	700	2,151,460	0.79%	2,956,632	1.03%	2,339,626	0.76%
TOTAL		\$ 270,683,075	100%	\$ 286,028,148	100%	\$ 307,746,385	100%

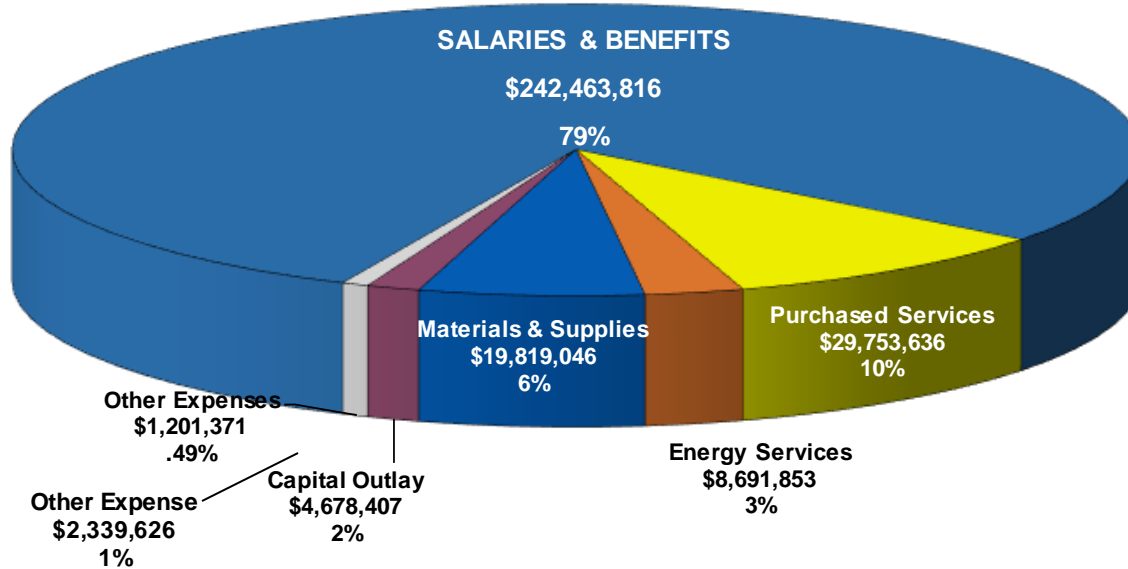
78.8%



CLAY COUNTY DISTRICT SCHOOLS

Analysis of Expenditures by Object

General Fund



- Purchased Services
- Energy Services
- Materials & Supplies
- Capital Outlay
- Other Expenses
- Salaries & Benefits

Total Projected Expenditures
\$307,746,385



CLAY COUNTY DISTRICT SCHOOLS

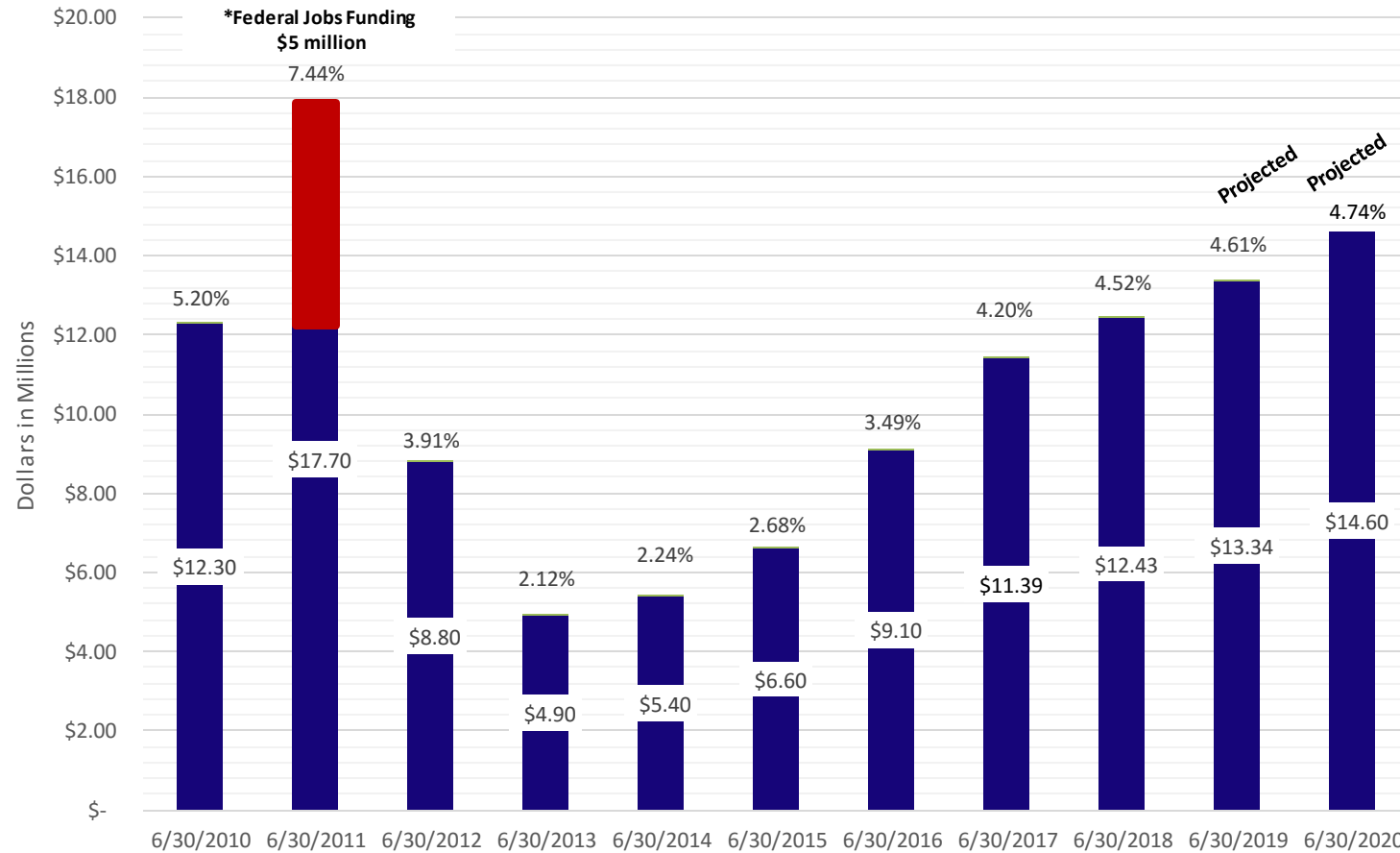
Summary Statement of Revenues, Expenditures & Changes in Fund Balances FUND 100 – GENERAL FUND

DESCRIPTION	AUDITED ACTUAL 2017-18	UNAUDITED FINAL 2018-19	TENTATIVE 2019-20
BEGINNING FUND BALANCE JULY 1,	\$ 23,014,470	\$ 28,634,579	\$ 31,934,738
TOTAL REVENUES	275,492,713	286,972,920	301,557,074
TOTAL FUNDS AVAILABLE	\$ 298,507,183	\$ 315,607,499	\$ 333,491,812
LESS: EXPENDITURES/APPROPRIATIONS	\$ 270,683,075	\$ 286,028,148	\$ 307,746,384
ENCUMBRANCES & PROJECTS			
TOTAL EXPENDITURES/APPROPRIATIONS	\$ 270,683,075	\$ 286,028,148	\$ 307,746,384
EXCESS REVENUES & FUND BALANCE OVER EXPENDITURES	\$ 27,824,109	\$ 29,579,351	\$ 25,745,428
TRANSFERS & OTHER FINANCING SOURCES	\$ 1,801,152	\$ 2,355,388	\$ 4,170,753
ADJUSTMENTS TO FUND BALANCE	9,318	-	-
TRANSFERS OUT TO INTERNAL SERVICE FUNDS	(1,000,000)		-
	28,634,579	31,934,739	29,916,181
ENDING FUND BALANCE JUNE 30,	\$ 28,634,579	\$ 31,934,738	\$ 29,916,181
UNASSIGNED FUND BALANCE	\$ 12,452,271	\$ 13,342,655	\$ 14,598,608
UNASSIGNED FUND BALANCE/%	4.52%	4.61%	4.74%



CLAY COUNTY DISTRICT SCHOOLS

GENERAL FUND UNRESERVE FUND BALANCE AS A PERCENT OF REVENUE



CLAY COUNTY DISTRICT SCHOOLS

GENERAL FUND REVENUES-ONE MILL



CLAY COUNTY DISTRICT SCHOOLS 2019-2020 EXPENDITURES BY OBJECT (GENERAL FUND- ONE MILL)

	FUNCTIONS	TENTATIVE BUDGET 2019-20	
Instruction	5000		0.00%
Student Pers. Svcs	6100		0.00%
Inst. Media Svcs	6200		0.00%
Inst. & Curr. Dev.	6300		0.00%
Inst. Staff Train	6400		0.00%
Technology	6500		0.00%
Board of Education	7100		0.00%
General Admin	7200		0.00%
School Admin	7300		0.00%
Fac. Acq & Const.	7400	3,074,000	30.14%
Fiscal Svcs	7500		0.00%
Food Services	7600		
Central Svcs	7700	3,750	0.04%
Pupil Transp.	7800		0.00%
Opera. of Plant	7900	7,122,740	69.83%
Maintenance	8100		0.00%
Administrative Technology Services	8200		0.00%
Community Serv.	9100		0.00%
Debt Service	9200		
Fixed Capital Outlay	9300		
		\$ 10,200,490	100%



CLAY COUNTY DISTRICT SCHOOLS 2019-2020 TENTATIVE BUDGET

EXPENDITURES BY OBJECT (GENERAL FUND- ONE MILL)

DESCRIPTION	OBJECTS	PROPOSED EXPENDITURES 2019-20	% OVER TOTAL BUDGET
Salaries	100	\$ 2,954,081	28.96%
Employee Benefits	200	2,725,983	26.72%
Purchased Services	300	784,649	7.69%
Energy Services	400	55,000	0.54%
Materials & Supplies	500	46,645	0.46%
Capital Outlay	600	3,634,133	35.63%
Other Expenses	700	-	0.00%
TOTAL		\$ 10,200,490	100%

55.7%



CLAY COUNTY DISTRICT SCHOOLS

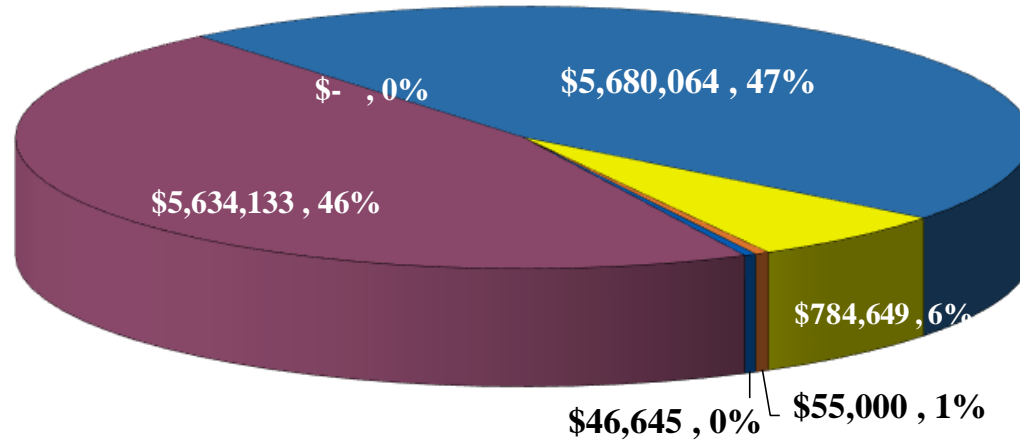
Summary Statement of Revenues, Expenditures & Changes in Fund Balances
FUND 105 – GENERAL FUND (estimated)

➤ SCHOOL POLICE SALARIES & BENEFITS	\$2,734,069
➤ SCHOOL POLICE OPERATIONAL EXPENDITURES	\$2,544,097
➤ SCHOOL GUARDIANS SALARIES & BENEFITS	\$ 945,994
➤ SCHOOL GUARDIANS OPERATIONAL EXPENDITURES	\$ 79,330
➤ HARDENING OF SCHOOLS	\$3,897,000
➤ HEALTH INSURANCE TRANSFER TO GENERAL FUND	<u>\$2,000,000</u>
➤ (Per School Board Directive)	
➤ TOTALS	<u>\$12,200,490</u>



CLAY COUNTY DISTRICT SCHOOLS

Analysis of Expenditures by Object (One Mill)



- Purchased Services
- Energy Services
- Materials & Supplies
- Capital Outlay
- Other Expenses
- Salaries & Benefits

Total Projected Expenditures
\$12,200,490



CLAY COUNTY DISTRICT SCHOOLS 2019-2020 TENTATIVE BUDGET

FUND 200 – DEBT SERVICE



CLAY COUNTY DISTRICT SCHOOLS

2019-2020 Tentative Budget

FUND 200 - DEBT SERVICE FUND

Summary Statement of Revenues, Expenditures & Changes in Fund Balances

DESCRIPTION	AUDITED FINAL 2017-18	UNAUDITED FINAL 2018-19	PROPOSED 2019-20
BEGINNING FUND BALANCE JULY 1,	\$ 395,189	\$ 421,348	\$ 441,509
TOTAL REVENUES	440,378	342,104	283,515
TOTAL FUNDS AVAILABLE	\$ 835,567	\$ 763,451	\$ 725,024
LESS TOTAL EXPENDITURES	5,607,900	5,446,230	5,408,927
EXCESS (DEFICIENCY) OF REVENUES OVER EXPENDITURES	\$ (4,772,333)	\$ (4,682,779)	\$ (4,683,903)
OTHER FINANCING SOURCES (USES)(1)	5,193,680	5,124,288	5,124,511
ENDING FUND BALANCE JUNE 30,	\$ 421,347	\$ 441,509	\$ 440,608
(1) OTHER FINANCING SOURCES (USES)			
1. Transfer from Capital Outlay	\$ 5,124,209	\$ 5,124,288	\$ 5,124,511
2. Transfer to Capital Outlay Project Account	\$ -		
3. Proceeds from Cost of Issuance/Adjustments	\$ 69,471		
Total Other Financing Sources	\$ 5,193,680	\$ 5,124,288	\$ 5,124,511



CLAY COUNTY DISTRICT SCHOOLS

DEBT SERVICE OBLIGATIONS

July 1, 2019 - June 30, 2020

DESCRIPTION	SERIES	DATE OF ORIGINAL ISSUE	ORIGINAL PRINCIPAL	7/1/19 REMAINING PRINCIPAL	PRINCIPAL PAYMENTS 2019-20	INTEREST PAYMENTS 2019-20	TOTAL PAYMENTS 2019-20
SBE BONDS	2011-A	1/5/2012	1,160,000	210,000	45,000	10,200	\$ 55,200
	2014-B	12/2/2014	1,371,609	13,000	13,000	260	\$ 13,260
TOTAL SBE BONDS				\$ 223,000	\$ 58,000	\$ 10,460	\$ 68,460
RACETRACK BONDS							
RACETRACK BONDS	2010-A	2/17/2010	3,000,000	2,070,000	\$ 120,000	\$ 95,953	\$ 215,955
COP's							
COP - Refinance (2000) (2005B)	2017	8/17/2017	18,454,000	4,130,000	\$2,397,000	\$ 70,625	\$2,467,625
COP - Refund (2003)/(2008)	2012	6/29/2012	24,930,000	21,030,000	\$ 885,000	\$ 876,663	\$ 1,761,663
COPS Refund - 2014(2004)/(2005A)	2014	12/18/2014	17,540,000	12,155,000	\$ 540,000	\$ 339,124	\$ 879,124
TOTAL COP'S			\$ 60,924,000	\$ 37,315,000	\$3,822,000	\$1,286,412	\$5,108,412
TOTAL DEBT			\$ 66,455,609	\$ 39,608,000	\$ 4,000,000	\$ 1,392,825	\$ 5,392,827
ESTIMATED BANK CHARGES							\$ 16,100
TOTAL FOR BUDGET							\$ 5,408,927



CLAY COUNTY DISTRICT SCHOOLS TOTAL DEBT SERVICE OBLIGATIONS

Fiscal YR	State School Bonds	Special Act Bonds	FIHS Refinance 2000 COP Series 2005B Series 2017	Refund OHS/LAJH Series 2012	RHS Refinance Series 2014	Total COP Debt Expense	Total Debt	Total Fees	Total Interest	Total Debt, Fees & Interest
2019-2020	58,000.00	120,000.00	2,397,000.00	885,000.00	540,000.00	3,822,000.00	4,000,000.00	16,100.00	1,390,826.50	5,406,926.50
2020-2021	50,000.00	125,000.00	335,000.00	3,085,000.00	554,000.00	3,974,000.00	4,149,000.00	16,100.00	1,300,909.80	5,466,009.80
2021-2022	55,000.00	130,000.00	337,000.00	3,240,000.00	568,000.00	4,145,000.00	4,330,000.00	16,100.00	1,117,821.06	5,463,921.06
2022-2023	60,000.00	135,000.00	349,000.00	3,400,000.00	581,000.00	4,330,000.00	4,525,000.00	16,100.00	927,035.36	5,468,135.36
2023-2024		145,000.00	351,000.00	3,500,000.00	604,000.00	4,455,000.00	4,600,000.00	16,100.00	795,252.46	5,411,352.46
2024-2025		150,000.00	361,000.00	3,670,000.00	617,000.00	4,648,000.00	4,798,000.00	16,100.00	591,056.60	5,405,156.60
2025-2026		155,000.00		635,000.00	4,287,000.00	4,922,000.00	5,077,000.00	16,100.00	432,465.50	5,525,565.50
2026-2027		165,000.00		665,000.00	4,404,000.00	5,069,000.00	5,234,000.00	16,100.00	281,684.50	5,531,784.50
2027-2028		170,000.00		1,950,000.00		1,950,000.00	2,120,000.00	16,100.00	124,375.00	2,260,475.00
2028-2029		180,000.00					180,000.00	1,100.00	38,300.00	219,400.00
2029-2030		190,000.00					190,000.00	1,100.00	29,750.00	220,850.00
2030-2031		200,000.00					200,000.00	1,100.00	20,250.00	221,350.00
2031-2032		205,000.00					205,000.00	1,100.00	10,250.00	216,350.00
TOTAL DEBT	223,000.00	2,070,000.00	4,130,000.00	21,030,000.00	12,155,000.00	37,315,000.00	39,608,000.00	149,300.00	7,059,976.78	46,817,276.78
TOTAL INTEREST	19,660.00	757,288.78	160,664.50	3,956,237.50	2,166,126.00	6,283,028.00	7,059,976.78			
TOTAL DEBT (Principal & Interest & Fees)	242,660.00	2,827,288.78	4,290,664.50	24,986,237.50	14,321,126.00	43,598,028.00	46,667,976.78	149,300.00		46,817,276.78



CLAY COUNTY DISTRICT SCHOOLS

Debt Service (Long Term)

<u>Funding Source</u>	<u>Principal</u>	<u>Interest</u>	<u>Total</u>
State School Bonds	\$223,000	\$19,660	\$242,660
Special Acts Bonds (Race Track)	\$2,070,000	\$767,288	\$2,827,288
C.O.P.	\$37,315,000	\$6,283,028	\$43,598,028
TOTAL	\$39,608,000	\$7,059,976	\$46,667,976



CLAY COUNTY DISTRICT SCHOOLS 2019-2020 TENTATIVE BUDGET

FUND 300 – Capital Projects



CLAY COUNTY DISTRICT SCHOOLS 2019-2020 TENTATIVE BUDGET

This Fund accounts for financial resources to be used for Educational Capital Outlay needs, including new construction and renovation and remodeling projects.

The major sources of revenue for the Capital Projects Funds are:

1.5 MILLS	Section 1011.71(2),F.S., for new construction and remodeling, maintenance, renovations, and repairs of existing school plants or of leased facilities; the purchase, lease-purchase or lease of school buses or new and replacement equipment; payments for educational facilities and sites an amount equal to three-fourths of the proceeds from the millage; payment of costs of leasing relocatable educational facilities.
CO & DS	State funds generated by Motor Vehicle License Receipts (Tag Money). Projects funded from this source must be recommended in the School Plant Survey and must appear on the districts project priority list.
PECO	Appropriated annually by the legislature from funds generated from gross receipts taxes.



CLAY COUNTY DISTRICT SCHOOLS

2019-2020 Tentative Budget

Detail of Actual and Estimated Expenditures

FUND 300 - CAPITAL OUTLAY FUND

REVENUES	AUDITED FINAL 2017-18	UNAUDITED FINAL 2018-19	TENTATIVE BUDGET 2019-20
LOCAL REVENUES:			
INTEREST ON INVESTMENTS	\$ 445,668	\$ 527,413	\$ 232,000
PROPERTY TAXES, TAX REDEMPTIONS	16,137,187	17,231,137	18,300,736
SALES TAX-10%/1%	2,121,077	2,186,496	1,700,000
IMPACT FEES	4,924,658	4,997,532	5,000,000
MISCELLANEOUS OTHER	-	-	
TOTAL LOCAL REVENUE:	\$ 23,628,589	\$ 24,942,579	\$ 25,232,736
STATE REVENUES			
PECO (2.5% GROSS RECEIPTS TAX)	\$ 864,848	\$ 833,377	\$ -
GAS TAX REFUND	78,746	82,887	46,500
CO & DS (MOTOR VEHICLE LICENSE TAX)	1,277,804	1,376,730	1,399,065
INTEREST (CO & DS)	18,335	22,335	22,978
CHARTER SCHOOL CAPITAL OUTLAY	82,185	282,783	-
CAPITAL OUTLAY-ACADEMIES OF CLAY	-		-
MISCELLANEOUS OTHER	-	1,303,113	-
TOTAL STATE REVENUE:	\$ 2,321,918	\$ 3,901,225	\$ 1,468,543
TOTAL REVENUE	\$ 25,950,507	\$ 28,843,804	\$ 26,701,278



CLAY COUNTY DISTRICT SCHOOLS

2019-2020 Tentative Budget

Summary Statement of Revenues, Expenditures & Changes in Fund Balances

FUND 300- CAPITAL PROJECT FUND

EXPENDITURES	AUDITED FINAL 2017-18	UNAUDITED FINAL 2018-19	TENTATIVE BUDGET 2019-20
LIBRARY BOOKS	\$ 146,219	\$ -	\$ -
AUDIO VISUAL MATERIALS	230	3,445	25,000
BUILDINGS & FIXED EQUIPMENT	20,823,914	864,177	12,134,973
FURNITURE FIXTURES & EQUIPMENT	1,448,818	1,398,549	1,421,498
MOTOR VEHICLES & BUSES	303,711	1,824,922	178,856
LAND IMPROVEMENTS	31,900	-	100,000
IMPROVEMENTS OTHER THAN BUILDINGS	685,547	1,661,383	4,071,198
REMODELING & RENOVATIONS	5,796,162	6,584,073	12,446,595
COMPUTER SOFTWARE	14,806	789,385	906,342
DEBT SERVICE	192,249	1,026,910	2,903,936
TOTAL	\$ 29,443,557	\$ 14,152,844	\$ 34,188,398



CLAY COUNTY DISTRICT SCHOOLS

2019-2020 Tentative Budget

Summary Statement of Revenues, Expenditures & Changes in Fund Balances

FUND 300- CAPITAL PROJECT FUND

DESCRIPTION	AUDITED FINAL 2017-18	UNAUDITED FINAL 2018-19	TENTATIVE BUDGET 2019-20
BEGINNING FUND BALANCE JULY 1,	\$ 26,780,664	\$ 16,618,832	\$ 23,953,344
TOTAL REVENUES	25,950,507	28,843,804	26,701,278
TOTAL FUNDS AVAILABLE	\$ 52,731,172	\$ 45,462,636	\$ 50,654,622
LESS: APPROPRIATIONS (EXPENDITURES)	\$ 29,443,557	\$ 14,152,844	\$ 34,188,398
ENCUMBRANCES			
TOTAL EXPENDITURES	29,443,557	14,152,844	34,188,398
EXCESS REVENUES OVER EXPENDITURES	\$ 23,287,615	\$ 31,309,792	\$ 16,466,224
OTHER FINANCING SOURCES /(USES)(1)	(6,857,781)	(7,397,778)	(9,225,265)
SALE OF CAPITAL ASSET	188,998	41,330	
ENDING FUND BALANCE JUNE 30,	\$ 16,618,832	\$ 23,953,344	\$ 7,240,959
(1) OTHER FINANCING SOURCES (USES)			
1. Transfer to General Fund	\$ (1,733,572)	\$ (2,273,490)	\$ (4,100,754)
2. Transfer to Debt Service Fund	(5,124,209)	(5,124,288)	(5,124,511)
3. Proceeds from Certificate of Participation	-	-	
4. Sale of Equipment			
5. Adjustments to Fund Balance	-	-	
Total Other Financing Sources	\$ (6,857,781)	\$ (7,397,778)	\$ (9,225,265)



CLAY COUNTY DISTRICT SCHOOLS 2019-2020 TENTATIVE BUDGET

FUND 410/420—SPECIAL REVENUE PROGRAMS



GOVERNMENTAL TYPES

SPECIAL REVENUE FUNDS

- **Funds to account for the financial resources of the Food and Nutrition Program and certain Federal Grant Program Revenues**
- **Food and Nutrition Program – Fund 410**
- **Special Revenue – Contracted Programs – 420**



CLAY COUNTY DISTRICT SCHOOLS

2019-2020 Tentative Budget

Detail of Actual and Estimated Local, State and Federal Revenues

FUND 410 – SPECIAL REVENUE FUND – FOOD & NUTRITION

DESCRIPTION	AUDITED ACTUALS 2017-18	UNAUDITED FINAL 2018-19	TENTATIVE BUDGET 2019-20
LOCAL REVENUES:			
INTEREST ON INVESTMENTS	\$ 19,315	\$ 4,924	\$ 10,000
STUDENT LUNCHES/BREAKFASTS/SNACKS	2,283,680	2,452,844	2,455,630
ADULT BREAKFAST/LUNCH	182,018	11,794	1,800
STUDENT/ADULT A LA CARTE	1,494,863	1,741,562	1,700,000
OTHER FOOD SERVICE	25,750	51,866	5,000
TOTAL LOCAL REVENUE:	\$ 4,005,625	\$ 4,262,990	\$ 4,172,430
STATE REVENUES			
SCHOOL LUNCH/BREAKFAST SUPPLEMENT	\$ 142,696	\$ 146,521	\$ 245,000
TOTAL STATE REVENUE:	\$ 142,696	\$ 146,521	\$ 245,000
FEDERAL REVENUES			
NATIONAL SCHOOL LUNCH ACT	\$ 9,519,485	\$ 9,792,860	\$ 9,861,830
SCHOOL BREAKFAST PROGRAM	2,128,742	2,395,568	2,314,814
AFTERSCHOOL SNACK	44,177	49,661	-
USDA DONATED FOODS	1,219,249	1,271,411	1,200,000
SUMMER FOOD PROGRAM	111,014	57,939	-
MISCELLANEOUS FEDERAL DIRECT	7,000		
TOTAL FEDERAL REVENUE	\$ 13,029,667	\$ 13,567,441	\$ 13,376,644
TOTAL REVENUE	\$ 17,177,987	\$ 17,976,952	\$ 17,794,074



CLAY COUNTY DISTRICT SCHOOLS

2019-2020 Tentative Budget

Detail of Actual and Estimated Expenditures

FUND 410 – SPECIAL REVENUE FUND – FOOD & NUTRITION

EXPENDITURES	AUDITED ACTUALS 2017-18	UNAUDITED FINAL 2018-19	TENTATIVE BUDGET 2019-20
SALARIES	\$ 5,291,908	\$ 5,732,616	\$ 5,540,384
EMPLOYEE BENEFITS	1,826,217	1,997,032	1,606,685
PURCHASED SERVICES	93,774	92,187	195,216
ENERGY SERVICES	157,956	138,312	165,629
FOOD & SUPPLIES	7,592,703	8,755,583	9,212,138
CAPITAL OUTLAY	826,524	845,916	536,083
OTHER EXPENSES	314,246	348,392	265,364
TOTAL	\$ 16,103,328	\$ 17,910,037	\$ 17,521,499



CLAY COUNTY DISTRICT SCHOOLS

2019-2020 Tentative Budget

Summary Statement of Revenues, Expenditures & Changes in Fund Balances

FUND 410 – SPECIAL REVENUE FUND – FOOD & NUTRITION

SUMMARY	AUDITED ACTUALS 2017-18	UNAUDITED FINAL 2018-19	TENTATIVE BUDGET 2019-20
BEGINNING FUND BALANCE JULY 1,	\$ 3,915,181	\$ 5,031,014	\$ 5,254,461
TOTAL REVENUES	17,177,987	17,976,952	17,794,074
TOTAL FUNDS AVAILABLE	\$ 21,093,168	\$ 23,007,966	\$ 23,048,535
LESS: APPROPRIATIONS (EXPENDITURES)	16,103,328	17,910,037	17,521,499
ENCUMBRANCES			
TOTAL EXPENDITURES	\$ 16,103,328	\$ 17,910,037	\$ 17,521,499
OTHER FINANCING SOURCES:			
SALE OF CAPITAL ASSETS	\$ -	\$ -	\$ -
EXCESS BEGINNING FUND BALANCE AND REVENUES OVER EXPENDITURES	\$ 4,989,840	\$ 5,097,929	\$ 5,527,036
ADJUSTMENTS IN INVENTORY RESERVE	41,175	156,532	-
ENDING FUND BALANCE JUNE 30,	\$ 5,031,014	\$ 5,254,461	\$ 5,527,036



CLAY COUNTY DISTRICT SCHOOLS

2019-2020 Tentative Budget

Detail of Actual and Estimated State and Federal Revenues

FUND 420/421 – SPECIAL REVENUE FUND – CONTRACTED PROGRAMS

FEDERAL REVENUES	AUDITED FINAL 2017-18	UNAUDITED FINAL 2018-19	TENTATIVE BUDGET 2019-20
CAREER AND TECHNICAL EDUCATION	\$ 271,416	\$ 287,531	\$ 304,878
TITLE II PART A TEACHER & PRINCIPAL TRAINING & RECRUITING	886,262	\$ 890,313	1,080,750
INDIVIDUALS/DISABILITIES E. ACT/IDEA	7,908,404	\$ 6,067,436	5,260,546
TITLE I/NCLB	4,638,454	\$ 4,529,059	3,612,952
DOD-PROMOTING ACADEMIC SUCCESS	815,810	\$ 227,049	51,930
TITLE III	84,047	\$ 113,758	38,350
ADULT GENERAL ED	201,799	\$ 228,163	215,178
TWENTY-FIRST CENTURY SCHOOLS	429,499	\$ 601,012	150,992
OTHER	558,371	\$ 1,046,360	204,037
TOTAL FEDERAL REVENUE	\$ 15,794,062	\$ 13,990,681	\$ 10,919,611
TOTAL REVENUE	\$ 15,794,062	\$ 13,990,681	\$ 10,919,611

Discovering Endless Possibilities



CLAY COUNTY DISTRICT SCHOOLS

2019-2020 Tentative Budget

Detail of Actual and Estimated Expenditures

FUND 420/421 – SPECIAL REVENUE FUND – CONTRACTED PROGRAMS

FEDERAL EXPENDITURES	AUDITED FINAL 2017-18	UNAUDITED FINAL 2018-19	TENTATIVE BUDGET 2019-20
SALARIES	\$ 9,781,585	\$ 8,232,056	\$ 7,519,721
EMPLOYEE BENEFITS	2,720,393	2,325,846	2,181,344
PURCHASED SERVICES	1,528,889	2,154,337	791,686
ENERGY SERVICES	43,481	62,345	-
MATERIALS & SUPPLIES	652,828	443,589	152,806
CAPITAL OUTLAY	612,226	475,613	172,552
OTHER EXPENSES	454,661	296,896	101,503
TOTAL	\$ 15,794,062	\$ 13,990,681	\$ 10,919,611

Discovering Endless Possibilities



CLAY COUNTY DISTRICT SCHOOLS

2019-2020 Tentative Budget

Summary Statement of Revenues, Expenditures & Changes in Fund Balances

FUND 420/421 – SPECIAL REVENUE FUND – CONTRACTED PROGRAMS

SUMMARY	AUDITED ACTUALS 2017-18	UNAUDITED FINAL 2018-19	TENTATIVE BUDGET 2019-20
BEGINNING FUND BALANCE JULY 1,	\$ -	\$ -	\$ -
TOTAL REVENUES	15,794,062	13,990,681	10,919,611
TOTAL FUNDS AVAILABLE	\$ 15,794,062	\$ 13,990,681	\$ 10,919,611
LESS: APPROPRIATIONS (EXPENDITURES)	15,794,062	13,990,681	10,919,611
ENCUMBRANCES			
TOTAL EXPENDITURES	\$ 15,794,062	\$ 13,990,681	\$ 10,919,611
OTHER FINANCING SOURCES:			
SALE OF CAPITAL ASSETS	\$ -	\$ -	\$ -
EXCESS BEGINNING FUND BALANCE AND REVENUES OVER EXPENDITURES	\$ -	\$ -	\$ -
ADJUSTMENTS IN INVENTORY RESERVE	-	-	-
ENDING FUND BALANCE JUNE 30,	\$ -	\$ -	\$ -



CLAY COUNTY DISTRICT SCHOOLS 2019-2020 TENTATIVE BUDGET

FUND 711 – Self Insurance Fund



INTERNAL REVENUE SERVICE

FUND 711

This fund accounts for the district's individual Self Insurance plans for property and casualty (excluding group health, life, hospital indemnity, short and long term disability coverage's which are accounted for in the general fund).

The property and casualty plans include coverage for:

- **Excess Property**
- **Automobile Liability**
- **Worker's Compensation**
- **Crime**
- **Boiler & Machinery**
- **Errors & Omissions Liability**
- **State of Florida Workers' Compensation Self-Insurers Assessment**
- **Student Catastrophic Excess Medical Insurance for Sports Programs**
- **Student Accident Insurance**



CLAY COUNTY DISTRICT SCHOOLS

2019-2020 Tentative Budget

Summary Statement of Revenues, Expenditures & Changes in Fund Balances

FUND 711 – INTERNAL SERVICE FUND – (SELF-INSURANCE)

DESCRIPTION	AUDITED ACTUALS 2017-18	UNAUDITED FINAL 2018-19	TENTATIVE BUDGET 2019-20
TOTAL OPERATING REVENUES	\$ 3,450,204	\$ 2,501,432	\$ 2,546,106
LESS OPERATING EXPENDITURES			
EMPLOYEE BENEFITS	\$ 1,314,024	\$ 983,352	\$ 1,306,260
PURCHASED SERVICES	1,263,127	1,184,390	1,289,846
TOTAL OPERATING EXPENDITURES	\$ 2,577,151	\$ 2,167,742	\$ 2,596,106
OPERATING INCOME (LOSS)	\$ 873,053	\$ 333,690	\$ (50,000)
ADD: NONOPERATING REVENUES:			
INTEREST INCOME	\$ 51,105	\$ 67,892	\$ 71,250
TRANSFERS & CHANGES IN NET POSITION			
FROM GENERAL FUND	\$ 1,000,000	\$ -	\$ -
CHANGES IN NET POSITION	\$ 1,924,158	\$ 401,583	\$ 21,250
NET INCOME (LOSS)			
TOTAL NET ASSETS, JULY 1	\$ 2,748,602	\$ 4,672,761	\$ 5,074,343
TOTAL NET ASSETS, JUNE 30	\$ 4,672,761	\$ 5,074,343	\$ 5,095,593



CLAY COUNTY DISTRICT SCHOOLS

NEXT STEPS

1. BOARD TO APPROVE THE PROPOSED MILLAGE RATES AND APPROVE THE TENTATIVE BUDGET FOR 2019-2020
2. SET THE FINAL PUBLIC HEARING FOR (SEPTEMBER 5, 2019) TO ADOPT THE FINAL MILLAGE AND THE BUDGET FOR 2019-2020.

