

CLAY COUNTY DISTRICT SCHOOLS

FIRST PUBLIC HEARING
FOR THE ADOPTION OF MILLAGE
&
THE APPROVAL OF THE 2020-2021 TENTATIVE BUDGET

Discovering Endless Possibilities

July 28, 2020 5:01 p.m.

Teacher Training Center, Fleming Island High School

2233 Village Square Parkway, Fleming Island Florida 32003

Dr. Susan M. Legutko, Assistant Superintendent Business Affairs



1 | Elevate Clay

CLAY COUNTY DISTRICT SCHOOLS

2020-2021 Tentative Budget

BOARD MEMBERS

Carol Studdard, Chairman

Mary Bolla, Vice Chair

Ashley Gilhousen

Janice Kerekes

Tina Bullock

Superintendent

David Broskie



CLAY COUNTY DISTRICT SCHOOLS

COMPREHENSIVE IMPROVEMENT PLANNING & BUDGETING TIMELINES

ACTIVITY	DATES
1. Enrollment Projections (Final)	Monday, January 20, 2020
2. FTE Projections to DOE	Friday, January 24, 2020
3. 2020-2021 Staff Allocations Instructional/Non-Instructional to Board	Thursday, March 5, 2020
4. 2020-2021 Instructional/Non Instructional Reappointments to Board	Thursday, April 2, 2020
5. 2020-2021 Administrative Reappointments Approved by Board	Thursday, June 25, 2020
6. Principals Budget Meeting	Friday, May 10, 2020
7. TRIM (Truth in Millage) Guidelines	Wednesday, July 1, 2020
8. Department of Education Certifies Tax Roll	Friday, July 17, 2020
9. Approval to Advertise Millage Rates & Tentative Budget	Tuesday, July 21, 2020
10. Advertise in Local Newspaper	Tuesday, July 23, 2020
11. Public Hearing to Approve Tentative Budget	Thursday, July 28, 2020
12. Public Hearing to Approve Final Budget	Tuesday, September 3, 2020



CLAY COUNTY DISTRICT SCHOOLS PROPERTY ASSESSMENT VALUES

<u>FISCAL YEAR</u>	<u>REQUIRED LOCAL EFFORT</u>	<u>BASIC DISCRETIONARY LEVY</u>	<u>SUPPLEMENTAL DISCRETIONARY LEVY</u>	<u>CRITICAL OPERATING NEEDS LEVY</u>	<u>ADDITIONAL VOTED MILLAGE</u>	<u>TOTAL GENERAL FUND</u>	<u>TOTAL CAPITAL OUTLAY</u>	<u>TOTAL MILLS</u>	<u>TOTAL ASSESSED VALUES</u>	<u>TOTAL DOLLARS GENERATED</u>
2020-21	3.641	.748	0	0	1.000	5.389	1.500	6.889	13,543,135,466	93,298,660
2019-20	3.799	.748	0	0	1.000	5.547	1.500	7.047	12,708,844,125	89,559,225
2018-19	3.933	.748	0	0		4.681	1.500	6.181	11,930,452,878	73,742,129
2017-18	4.190	.748	0	0		4.938	1.500	6.438	11,149,208,791	71,778,606
2016-17	4.514	.748	0	0		5.262	1.500	6.762	10,479,541,597	70,862,660
2015-16	4.889	.748	0	0		5.637	1.500	7.137	9,952,760,388	71,032,851
2014-15	4.974	.748	0	0		5.722	1.500	7.222	9,562,278,559	69,058,776
2013-14	5.094	.748	0	0		5.842	1.500	7.342	9,192,836,182	67,493,803
2012-13	5.323	.748	0	.250		6.321	1.500	7.821	8,994,626,566	70,346,974
2011-12	5.479	.748	0	.250		6.477	1.500	7.977	9,218,286,352	73,534,270
2010-11	5.369	.748	0	.250		6.367	1.500	7.867	9,763,332,245	76,808,135
2009-10	5.235	.748	0	.250		6.233	1.500	7.733	10,520,248,840	81,353,084
2008-09	5.161	.498	.250			5.909	1.750	7.659	11,078,364,417	84,849,193
2007-08	4.731	.510	.250			5.491	2.000	7.491	9,223,032,551	69,089,737
2006-07	5.019	.510	.250			5.779	2.000	7.779	9,122,880,536	70,966,888
2005-06	5.215	.510	.250			5.975	2.000	7.975	7,396,716,359	58,988,813
2004-05	5.723	.510	.250			6.483	2.000	8.483	6,415,666,987	54,424,103
2003-04	5.871	.510	.250			6.631	2.000	8.631	5,175,164,435	44,666,844
2002-03	5.951	.510	.250			6.711	2.000	8.711	5,120,071,286	44,600,941
2001-02	6.012	.510	.250			6.772	2.000	8.772	4,777,089,729	41,904,631
2000-01	6.181	.510	.250			6.941	2.000	8.941	4,280,721,417	38,273,930



PROPOSED MILLAGE LEVY FOR 2020-2021

	Tentative Millage Levy	Proposed \$ to be Raised
Required Local Effort (RLE)	3.641	\$49,310,556
Basic Discretionary	0.748	\$10,130,265
Capital Outlay	1.500	\$20,314,703
Additional Voted Millage	1.000	\$13,543,135
Total	6.889	\$93,298,660

The total millage rate to be levied is more than the roll-back rate by 2.44 percent



CLAY COUNTY DISTRICT SCHOOLS

2020-2021 TENTATIVE BUDGET

RECAP OF MILLAGE LEVIES AND DISTRICT AD VALOREM TAX REVENUE

TAXABLE VALUES	2019-2020		2020-2021		INCREASE/(DECREASE)	
	\$		\$		\$	
		12,708,844,125		13,543,135,466		834,291,341
	MILLAGE	AMOUNT	MILLAGE	AMOUNT	MILLAGE ADJUSTMENT	AD VALOREM INC./(DEC.)
REQUIRED LOCAL EFFORT	3.799	\$ 48,280,899	3.641	\$ 49,310,556	-0.158	\$ 1,029,657
BASIC DISCRETIONARY	0.748	\$ 9,506,215	0.748	\$ 10,130,265	0.000	\$ 624,050
ADDITIONAL VOTED MILLAGE	1.000	12,708,844	1.000	\$ 13,543,135	0.000	\$ 834,291
TOTAL GENERAL FUND	5.547	\$ 70,495,958	5.389	\$ 72,983,956	-0.158	\$ 2,487,998
						\$ -
LOCAL CAPITAL IMPROVEMENT	1.500	\$ 19,063,266	1.500	\$ 20,314,704	0.000	\$ 1,251,438
TOTAL	7.047	\$ 89,559,225	6.889	\$ 93,298,660	-0.158	\$ 3,739,436
Impact on a \$125,000 home with a \$25,000 homestead exemption:						
Value Assessed					\$	125,000.00
Homestead Exemption					\$	(25,000.00)
Value Assessed Less Exemption					\$	100,000.00
Taxable Value: 2019-2020		\$ 100,000.00	7.047	Mills		\$ 704.70
Taxable Value: 2020-2021		\$ 100,000.00	6.889	Mills		\$ 688.90
Decrease in School Tax Levy						\$ (15.80)

NOTE: School Districts are required to budget collections rate at 96%, \$93,298,660 * .96 = \$89,566,714



CLAY COUNTY DISTRICT SCHOOLS 2020-2021 TENTATIVE BUDGET

WHAT IS THE ROLL-BACK MILLAGE RATE

- **The millage rate for the new year which would produce the same level of ad valorem tax revenue as was levied in the prior year, after adjusting the new year's taxable property value by backing out "net new construction" and certain deletions.**
- Established by the Truth in Millage (TRIM) law in the 1980s
- A tax rate higher than the rolled-back rate must be advertised with a "NOTICE OF TAX INCREASE" for the Final Budget Public Hearing.
- **The Total Millage Rate to be Levied Exceeds the Rolled-Back Rate Computed Pursuant to SECTION 200.065(1), F.S., By 2.44 Percent.**



CLAY COUNTY DISTRICT SCHOOLS 2020-2021 TENTATIVE BUDGET

ADVERTISEMENTS



Advertisement #1

CLAY COUNTY DISTRICT SCHOOLS

BUDGET SUMMARY								
THE PROPOSED OPERATING BUDGET EXPENDITURES OF THE SCHOOL DISTRICT OF CLAY COUNTY ARE 8 PERCENT MORE THAN LAST YEAR'S TOTAL OPERATING EXPENDITURES								
FISCAL YEAR 2020-2021								
PROPOSED MILLAGE LEVIES SUBJECT TO 10-MILL CAP								
Required Local Effort	3.6410	Basic Discretionary Operating		0.7480	Debt Service			0.0000
Basic Discretionary Capital Outlay	1.5000	Discretionary Critical Needs Operating		0.0000	Total Millage			6.8890
Additional Discretionary Capital	0.0000	Additional Discretionary (Statutory, Voted)		1.0000				
		GENERAL FUND	SPECIAL REVENUE	DEBT SERVICE	CAPITAL PROJECTS	PERMANENT FUND	ENTERPRISE FUND	TOTAL ALL FUNDS
ESTIMATED REVENUES:								
Federal sources		2,396,254	34,308,135					36,704,389
State sources		243,329,826	145,000	280,350	1,346,500			245,101,676
Local sources		72,142,607	4,205,300	0	27,514,751			103,862,658
TOTAL SOURCES		\$317,868,687	\$38,658,435	\$280,350	\$28,861,251	\$0	\$0	\$385,668,723
Transfers In		4,100,753		6,808,008				10,908,761
Non-revenue Sources		50,000			50,000			100,000
Fund Balance/Net Position July 1, 2020		35,153,519	3,168,097	456,840	30,185,756			68,964,212
TOTAL REVENUES, TRANSFERS & FUND/NET ASSET BALANCES		\$357,172,959	\$41,826,532	\$7,545,198	\$59,097,007	\$0	\$0	465,641,696
EXPENDITURES								
Instruction		213,290,873	12,556,624					225,847,497
Pupil Personnel Services		16,795,725	1,519,622					18,315,347
Instructional Media Services		4,524,227	8,496					4,532,723
Instructional and Curriculum Development Services		4,244,564	2,346,332					6,590,896
Instructional Staff Training Services		2,705,522	2,248,111					4,953,633
Instruction Related Technology		4,611,288	393,081					5,004,369
School Board		745,681	0					745,681
General Administration		611,090	463,704					1,074,794
School Administration		16,326,472	80,182					16,406,654
Facilities Acquisition and Construction		8,339,101			41,303,966			49,643,067
Fiscal Services		1,620,798						1,620,798
Food Services		120,345	19,151,470					19,271,815
Central Services		3,852,457	62,361					3,914,818
Pupil Transportation Services		12,751,456	45,451					12,796,907
Operation of Plant		32,299,664	666,823					32,966,487
Maintenance of Plant		6,405,174	98,539					6,503,713
Administrative Technology Services		1,562,220						1,562,220
Community Services		369,496						369,496
Debt Services				7,081,569				7,081,569
TOTAL EXPENDITURES		\$331,176,153	\$39,640,796	\$7,081,569	\$41,303,966	\$0	\$0	\$419,202,484
Transfers Out					10,908,761			10,908,761
Fund Balance/Net Assets June 30, 2021		25,996,806	2,185,736	463,629	6,884,280			35,530,451
TRANSFERS AND FUND/NET ASSET BALANCES		\$357,172,959	\$41,826,532	\$7,545,198	\$59,097,007	\$0	\$0	465,641,696

The tentative, adopted, and/or final budgets are on file in the office of the above mentioned taxing authority as a public record.

Discovering Endless Possibilities



The School Board of Clay County will soon consider a measure to continue to impose a 1.500 mill property tax for the capital outlay projects listed herein. This tax is in addition to the school board's proposed tax of 5.389 mills for operating expenses and is proposed solely at the discretion of the School Board.

The proposed combined school board tax increase for both operating expenses and capital outlay is shown in the adjacent notice. The capital outlay tax will generate approximately \$20,314,703 to be used for the following projects:

CONSTRUCTION AND REMODELING

Security Control Access County Wide (#3808)
 Technology Infrastructure County Wide (#3806)
 Director/Project Manager Salaries (#3320)
 Fire Alarm Replacement County Wide (#3861)
 Parking Lot Lighting Replacement County Wide (#3014)
 Replace HVAC Controls County Wide (#3809)
 Emergency Communications Systems (#3235)
 Impact Resistant Window Film (#3487)
 Security Fencing County Wide (#3434)
 Security Cameras County Wide (#3231)
 Cafeteria Expansion County Wide (#3406)
 New Classroom Addition County Wide (#3032)
 Covered Play Areas County Wide (#3804)
 Asphalt and Sidewalk Improvements County Wide (#3360)
 Covered Walkway County Wide (#3655)
 Intercom/PA System County Wide (#3570)
 Land Acquisition (#3708)
 Safety and Security Projects County Wide (#3234)
 Athletic Field Lighting County Wide (3820)
 Window Replacement County Wide (#3486)
 Energy Conservations Upgrades County Wide (#3005)
 Locker Room Renovations County Wide (#3449)
 New Elementary School "R" (#3239)
 New Elementary School "A" (#3409)
 Fuel System Repair/Replacement at Middleburg Transportation (#3069)
 Lock Upgrades County Wide (#3469)
 Outdoor PE/Playground Area Repairs County Wide (#3509)



MAINTENANCE, RENOVATION AND REPAIR

- Reimbursement of the Maintenance, Renovation, and Repairs paid through the General Fund as permitted by Florida Statute including Maintenance Personnel Salaries (#3894)
- New/Repair/Renovate Concrete/Sidewalks/Parking Lots (#3360)
- Maintenance/Repair/Renovate Fencing (#3520)
- Repair/Renovate Asphalt Surfaces (#3620)
- Maintenance/Repair/Renovate Covered Walkways (#3665)
- Maintenance/Repair/Renovate WWR Plants (#3691)
- Maintenance/Repair/Renovate Drainage-Storm water Systems (#3701)
- Maintenance/Repair/Renovate Play Courts (#3781)
- Maintenance/Repair/Renovate Boilers/Plumbing (#3023)
- Maintenance/Repair/Renovate Cafeteria/Stage Floors (#3025)
- Maintenance/Repair/Renovate HVAC Units (#3038)
- Maintenance/Repair/Renovate Elevators (#3043)
- Maintenance/Repair/Renovate of Plant Services (#3309)
- Safety-To-Life Projects County Wide (#3348)
- Maintenance/Repair/Renovate/Replace Plumbing/Irrigation (#3465)
- Maintenance/Repair/Renovate Restroom Partitions (#3500)
- Maintenance/Repair/Renovate Light Fixtures/Electrical (#3540)
- Maintenance/Repair/Renovate Fire Alarm, I/C and Sound Systems (#3570)
- Painting County Wide (#3590)
- Maintenance Overtime (#3591)
- New/Maintenance/Repair/Renovate Doors (#3610)
- New/Maintenance/Repair/Renovate Flooring County Wide (#3630)
- Maintenance/Repair/Renovate Roofs-Ceilings (#3660)
- Maintenance/Repair/Renovate EWC/Plumbing (#3664)
- New/Maintenance/Repair/Renovate Bleachers (#3671)
- Maintenance/Repair/Renovate Portables (#3681)
- Maintenance/Repair/Renovate Emergency Generators (#3791)
- Maintenance/Repair/Renovate EMS (#3821)
- Maintenance/Repair/Renovate Enhanced Classrooms (#3831)
- Tree Cutting, Trimming and Removal (#3629)
- Roof Replacement/Repair County Wide (#3002)
- Restroom Renovations County Wide (#3802)
- Rooftop Cupola Modifications at Thunderbolt Elementary (#3755)
- District Office Renovations/Remodeling (#3716)
- Site Improvements/Underground Utilities County Wide (#3004)
- HVAC Repair/Replacement County-Wide (#3061)
- Erosion Control/Storm water Repair County Wide (#3009)
- Security Lighting Repair/Replacement County Wide (#3540)





Advertisement #2 Con't

Demolition of Wastewater Tank/Treatment Buildings County Wide (#3691)
Track Improvements County Wide (#3010)
Renovation/Remodeling at Orange Park High School (#3170)
Stadium Repair/Replacement County Wide (#3052)
Tennis Court Repairs County Wide (#3781)
Locker Repair/Replacement County Wide (#3442)
Relocatable Disposal County Wide (#3775)
Kitchen/Cafeteria Renovations County Wide (#3817)
Relocatable Renovations/Remodeling County Wide (#3779)

MOTOR VEHICLE PURCHASES

Lease Purchase 100 New School Buses and 100 New Radios (#3878)
GPS System County Wide (#3815)
New Maintenance Vehicles (#3167)

NEW AND REPLACEMENT EQUIPMENT, COMPUTERS AND DEVICE HARDWARE AND OPERATING SYSTEM SOFTWARE NECESSARY FOR GAINING ACCESS TO OR ENHANCING THE USE OF ELECTRONIC AND DIGITAL INSTRUCTIONAL CONTENT AND RESOURCES, AND ENTERPRISE RESOURCE SOFTWARE

Equipment County Wide (#1520)
Enterprise Resource Software acquired via license/maintenance fees or lease agreements (#3706)

PAYMENTS OF LOANS APPROVED PURSUANT TO SS 1011.14 AND 1011.15, F.S.

Repayment of Certificate of Participation (C.O.P.) OLS Series 2014 (#3753)
Repayment of Certificate of Participation (C.O.P.) OHS/LAJ Series 2012 (#3783)
Repayment of Certificate of Participation (C.O.P.) FIH Series 2017 (#3723)
Dues and Fees Associated with Certificate of Participation Repayment (#3763)

PAYMENT OF PREMIUMS FOR PROPERTY AND CASUALTY INSURANCE NECESSARY TO INSURE THE EDUCATIONAL AND ANCILLARY PLANTS OF THE SCHOOL DISTRICT

Insurance premiums on District Facilities (#3553)

All concerned citizens are invited to a public hearing to be held on July 28, 2020 at 5:01p.m. at Teacher Training Center at Fleming Island High School, 2233 Village Square Parkway, Orange Park, FL 32003.

A DECISION on the proposed amendment to the projects funded from CAPITAL OUTLAY TAXES will be made at this meeting.

CLAY COUNTY DISTRICT SCHOOLS

NOTICE OF PROPOSED TAX INCREASE

The School District of Clay County will soon consider a measure to increase its Property tax levy.

Last year's property tax levy:

- A. Initially proposed tax levy.....\$89,559,225
- B. Less tax reductions due to Value Adjustment Board
And other assessment changes.....\$158,243
- C. Actual property tax levy.....\$89,400,982

This year's proposed tax levy.....\$93,298,660

A portion of the tax levy is required under state law for the school board to receive \$241,224,877 in state education grants. The required portion has increased by .43 percent, and represents approximately five tenths of the total proposed taxes.

The remainder of the taxes is proposed solely at the discretion of the school board.

All concerned citizens are invited to a public hearing on the tax increase to be held on July 28, 2020 at 5:01 pm at the Teacher Training Center at Fleming Island High School, 2233 Village Square Parkway, Fleming Island, Florida 32003

A DECISION on the proposed tax increase and the budget will be made at this hearing.



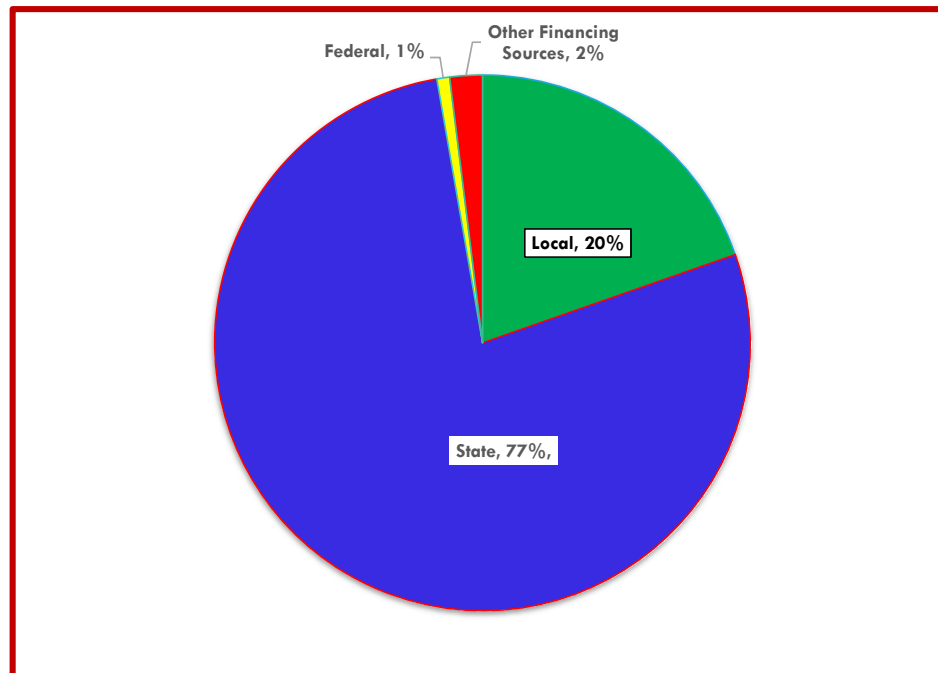
CLAY COUNTY DISTRICT SCHOOLS 2020-2021 TENTATIVE BUDGET

GENERAL FUND REVENUES



CLAY COUNTY DISTRICT SCHOOLS

Estimated 2020-2021 Budget ANALYSIS OF REVENUE SOURCES (GENERAL FUND)



**TENTATIVE ESTIMATED
REVENUE & OTHER
FINANCING SOURCES**

**2020-2021
\$313,485,071**



CLAY COUNTY DISTRICT SCHOOLS

DETAIL OF ACTUAL AND ESTIMATED LOCAL, STATE & FEDERAL REVENUES

REVENUES	AUDITED ACTUAL 2018-19	UNAUDITED FINAL 2019-20	PROPOSED 2020-21
LOCAL REVENUES:			
PROPERTY TAXES	\$ 52,767,774	\$ 54,594,310	\$ 56,338,977
TAX REDEMPTIONS (DELINQUENT TAXES)	1,043,091	1,077,229	780,000
INTEREST ON INVESTMENTS	952,635	1,031,504	800,000
GIFTS, GRANTS (CLEAR WIRE)	160,958	128,095	35,000
EDUCATIONAL FEES	677,147	385,785	387,800
FOOD SERVICE INDIRECT COST	255,288	337,030	400,000
INDIRECT COST RATE (FED PROJECTS)	216,635	494,808	400,000
RENT	325,919	315,641	250,000
COLLECTIONS (TEXTBOOKS)	7,369	1,179	3,000
OTHER	1,153,949	2,141,653	2,213,461
TOTAL LOCAL REVENUE:	\$ 57,560,765	\$ 60,507,233	\$ 61,608,238
STATE REVENUES:			
FEFP	\$ 176,681,252	\$ 187,205,277	\$ 199,930,971
WORKFORCE DEVELOPMENT	524,317	480,160	495,645
CATEGORICALS/LOTTERY/SCH. RECOG.	43,521,853	43,898,799	41,608,810
CO & DS ADMIN. FEE	22,870	22,000	22,000
STATE LICENSE TAX	25,664	27,878	20,000
MISCELLANEOUS	5,361,012	811,228	1,252,400
TOTAL STATE REVENUE:	\$ 226,136,968	\$ 232,445,342	\$ 243,329,826
FEDERAL REVENUES			
IMPACT AID FUNDS	\$ 792,257	\$ 599,980	\$ 550,000
ROTC	\$ 396,470	\$ 392,585	\$ 350,000
MEDICAID	\$ 2,194,239	\$ 1,190,382	\$ 1,496,254
MISCELLANEOUS	\$ 63,879	\$ 82,023	\$ -
TOTAL FEDERAL REVENUE:	\$ 3,446,845	\$ 2,264,969	\$ 2,396,254
TOTAL CURRENT REVENUE:	\$ 287,144,579	\$ 295,217,545	\$ 307,334,319
OTHER FINANCING SOURCES	\$ -	\$ -	
TOTAL REVENUE:	\$ 287,144,579	\$ 295,217,545	\$ 307,334,319



CLAY COUNTY DISTRICT SCHOOLS

Detail of Actual and Estimated Local, State & Federal Revenues
 FUND 100-GENERAL FUND Continued

Other Financing Sources Description	AUDITED ACTUAL 2018-19	UNAUDITED FINAL 2019-20	PROPOSED 2020-21
Transfer LCIF Capital Projects- Maintenance, Equipment and Project Manager Salary	\$ 2,301,109	\$ 4,297,810	\$ 4,150,753
Transfer from Self Insurance for Vandalism	\$ -		\$ -
Sale of Land & Equipment	\$ 81,898	\$ 90,931	\$ -
Transfer from One Mill	-		2,000,000
Capital Lease		10,680,670	
TOTAL OTHER FINANCING SOURCES	\$ 2,383,007	\$ 15,069,411	\$ 6,150,753
TOTAL REVENUE & OTHER SOURCES	\$ 289,527,586	\$ 310,286,956	\$ 313,485,072

REVENUE TOTALS INCLUDE TOTALS FROM PREVIOUS SLIDES



CLAY COUNTY DISTRICT SCHOOLS 2020-2021 TENTATIVE BUDGET

GENERAL FUND EXPENDITURES





General Fund

Supports...

- ✓ Schools & Centers are allocations sent directly to the individual schools or centers.
- ✓ Other Instruction Services
- ✓ Categorical Program which require special accounting by the State.
- ✓ Central Units such as Office of the Superintendent, School Board, Operations Services, Facilities Services, Fiscal Services and Exceptional Student Education.
- ✓ District-Wide Allocations relate to funds used at the district level. These include property and liability insurance, worker's compensation insurance, accumulated sick leave payout upon retirement, annual leave payout, bank service charges and fees.
- ✓ Non-Recurring Appropriations
- ✓ General Fund Capital Projects primarily include the costs of portable classrooms and construction management.
- ✓ Fund Balance are funds remaining from the prior year, some of which may be used only for the specified purpose for which they were originally designated. In addition, some of these funds are already contractually obligated with vendors for purchases as well as some of these funds equal the value of inventories on hand that will not be exhausted.
- ✓ Contingency allocations provide for unforeseen events which cause a financial emergency in the amount of at least 3%.



CLAY COUNTY DISTRICT SCHOOLS 2020-2021 TENTATIVE BUDGET

Function classifications indicate the overall purpose or objective of an expenditure. Functions are the activities performed to accomplish the objectives of the organization. These activities of a local school system are classified into five broad areas: Instruction, Instructional Support, General Support, Community Services and Nonprogram Charges (Debt Service and Transfers).

CATEGORY	FUNCTION GROUPS
INSTRUCTION	Function Code (5000)
INSTRUCTIONAL SUPPORT	Function Code (6000)
GENERAL SUPPORT	Function Code 7000-8000
COMMUNITY SERVICES	Function Code (9100)
NONPROGRAM CHARGES	Function Code (9200-9900)



CLAY COUNTY DISTRICT SCHOOLS 2020-2021 TENTATIVE BUDGET

		AUDITED FINAL 2018-19		UNAUDITED FINAL 2019-20		TENTATIVE BUDGET 2020-21	
	FUNCTIONS						
Instruction	5000	\$ 189,249,042	66.07%	\$ 201,227,577	65.37%	\$ 213,290,873	66.76%
Student Pers. Svcs	6100	13,964,326	4.88%	15,572,262	5.06%	16,795,725	5.26%
Inst. Media Svcs	6200	4,331,372	1.51%	4,407,758	1.43%	4,524,227	1.42%
Inst. & Curr. Dev.	6300	3,832,633	1.34%	3,946,766	1.28%	4,244,564	1.33%
Inst. Staff Train	6400	2,209,493	0.77%	2,821,088	0.92%	2,705,522	0.85%
Instruction Related Technology	6500	3,692,878	1.29%	4,213,559	1.37%	4,611,288	1.44%
Board of Education	7100	772,148	0.27%	776,695	0.25%	745,681	0.23%
General Admin	7200	608,595	0.21%	584,106	0.19%	611,090	0.19%
School Admin	7300	14,898,837	5.20%	15,803,715	5.13%	16,326,472	5.11%
Fac. Acq & Const.	7400	1,166,010	0.41%	1,722,752	0.56%	2,366,321	0.74%
Fiscal Svcs	7500	1,356,294	0.47%	1,203,607	0.39%	1,620,798	0.51%
Food Services	7600	92,061	0.03%	176,030	0.06%	120,345	
Central Svcs	7700	3,365,935	1.18%	3,380,040	1.10%	3,836,054	1.20%
Pupil Transp.	7800	10,898,821	3.80%	21,798,908	7.08%	12,751,456	3.99%
Opera. of Plant	7900	24,719,479	8.63%	21,623,435	7.02%	26,739,368	8.37%
Maintenance	8100	5,511,718	1.92%	5,736,208	1.86%	6,269,653	1.96%
Administrative Technology Services	8200	1,264,325	0.44%	1,296,912	0.42%	1,562,220	0.49%
Community Serv.	9100	371,141	0.13%	515,795	0.17%	369,496	0.12%
Debt Service	9200	1,163,854	0.41%	1,026,910	0.33%		
Fixed Capital Outlay	9300	\$ 2,967,805	1.04%	\$ -	0.00%		
		\$ 286,436,768	100%	\$ 307,834,123	100%	\$ 319,491,152	100%



CLAY COUNTY DISTRICT SCHOOLS 2020-2021 TENTATIVE BUDGET

The object code classification identifies the type of goods or services obtained as a result of specific expenditures within the function code classification. The seven major object categories can be broadly categorized into personnel and fringe benefit costs, classroom supplies, textbooks, field trips, guidance, media, in-service training, finance, personnel, data processing, central services, warehousing, purchasing, custodial, utilities and maintenance costs.

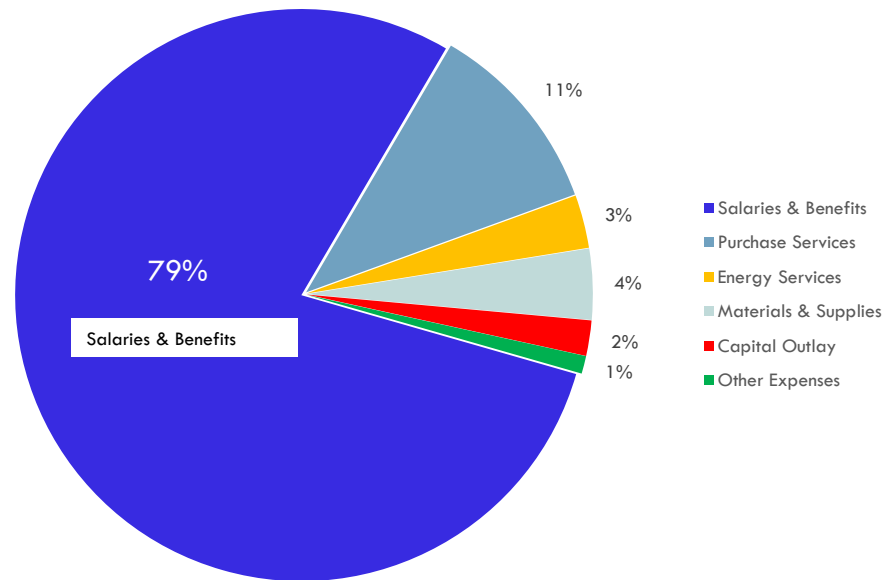
CATEGORY	OBJECT GROUPS
SALARIES	Object Code (100's)
BENEFITS	Object Code (200's)
PURCHASED SERVICES	Object Code (300's)
ENERGY SERVICE	Object Code (400's)
MATERIALS & SUPPLIES	Object Code (500's)
CAPITAL OUTLAY	Object Code (600's)
OTHER EXPENSES	Object Code (700's)



CLAY COUNTY DISTRICT SCHOOLS

Analysis of Expenditures by Object

General Fund



Total Projected Expenditures
\$319,491,152



CLAY COUNTY DISTRICT SCHOOLS 2020-2021 TENTATIVE BUDGET

EXPENDITURES BY OBJECT (GENERAL FUND)

	OBJECTS	AUDITED FINAL 2018-19		UNAUDITED EXPENDITURES ESTIMATED 2019-20		PROPOSED EXPENDITURES 2020-21	
Salaries	100	\$ 184,543,216	64.43%	\$ 192,342,250	62.48%	\$ 192,362,190	60.21%
Employee Benefits	200	46,873,256	16.36%	53,850,341	17.49%	62,144,667	19.45%
Purchased Services	300	28,685,718	10.01%	28,535,253	9.27%	36,423,568	11.40%
Energy Services	400	8,534,507	2.98%	7,191,067	2.34%	8,887,581	2.78%
Materials & Supplies	500	10,166,571	3.55%	9,217,399	2.99%	11,771,425	3.68%
Capital Outlay	600	4,669,095	1.63%	13,754,331	4.47%	5,285,513	1.65%
Other Expenses	700	2,964,405	1.03%	2,943,482	0.96%	2,616,207	0.82%
TOTAL		\$ 286,436,768	100%	\$ 307,834,123	100%	\$ 319,491,152	100%

79.66%



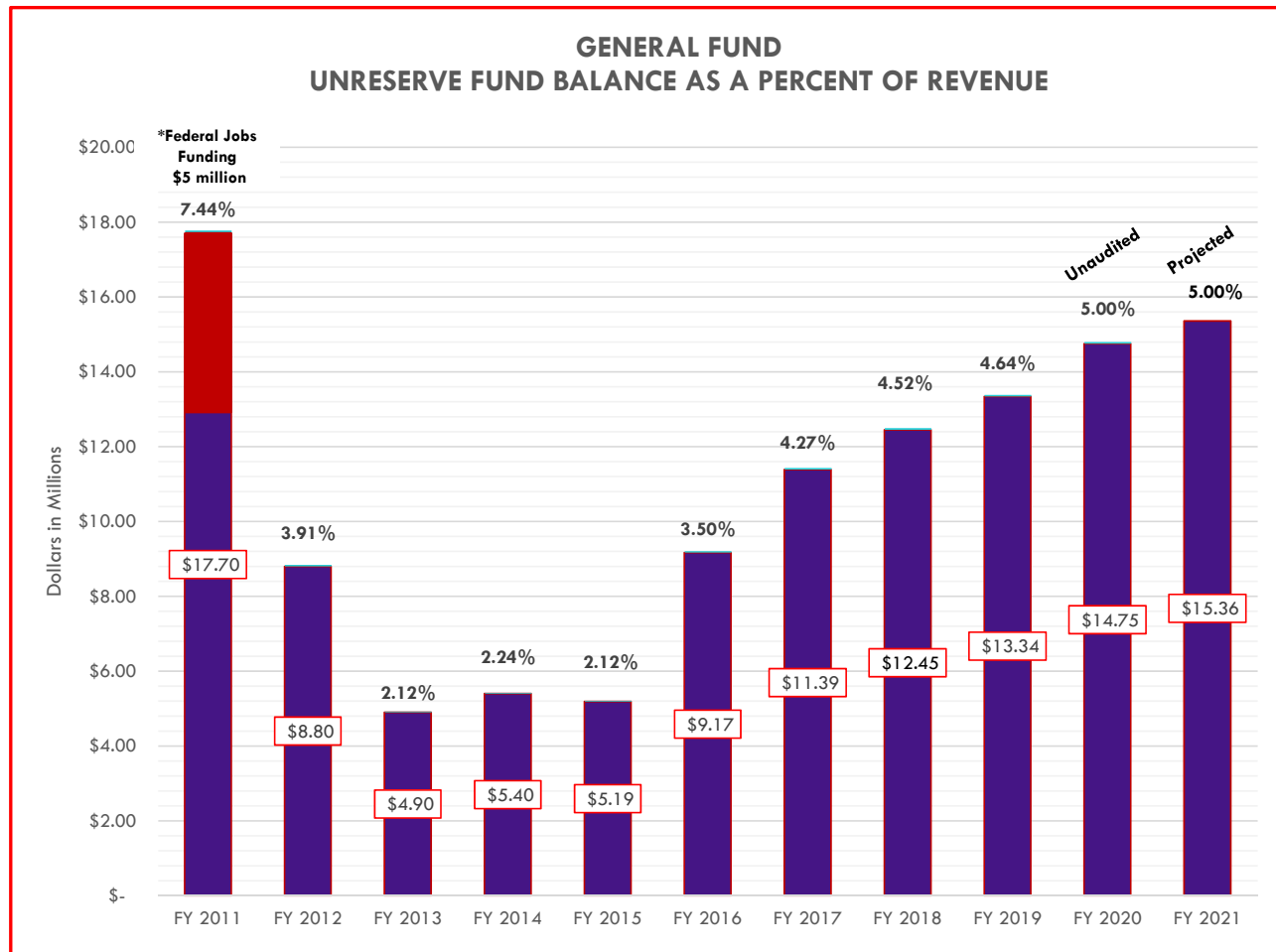
CLAY COUNTY DISTRICT SCHOOLS

Summary Statement of Revenues, Expenditures & Changes in Fund Balances FUND 100 – GENERAL FUND

DESCRIPTION	AUDITED ACTUAL 2018-19	UNAUDITED FINAL 2019-20	TENTATIVE 2020-21
BEGINNING FUND BALANCE JULY 1,	\$ 28,634,579	\$ 31,725,396	\$ 34,178,229
TOTAL REVENUES	287,144,579	295,217,545	307,334,319
TOTAL FUNDS AVAILABLE	\$ 315,779,157	\$ 326,942,941	\$ 341,512,547
LESS: EXPENDITURES/APPROPRIATIONS	\$ 286,436,768	\$ 307,834,123	\$ 319,491,152
PROJECTS			\$ 2,175,342
TOTAL EXPENDITURES/APPROPRIATIONS	\$ 286,436,768	\$ 307,834,123	\$ 321,666,494
EXCESS REVENUES & FUND BALANCE OVER EXPENDITURES	\$ 29,342,389	\$ 19,108,817	\$ 19,846,053
TRANSFERS & OTHER FINANCING SOURCES	\$ 2,383,007	\$ 15,069,411	\$ 6,150,753
ADJUSTMENTS TO FUND BALANCE	-	-	-
TRANSFERS OUT TO INTERNAL SERVICE FUNDS	-	-	-
	31,725,396	34,178,229	25,996,806
ENDING FUND BALANCE JUNE 30,	\$ 31,725,396	\$ 34,178,229	\$ 25,996,806
UNASSIGNED FUND BALANCE	\$ 13,321,742	\$ 14,755,426	\$ 15,366,716
UNASSIGNED FUND BALANCE/%	4.64%	5.00%	5.00%



CLAY COUNTY DISTRICT SCHOOLS



CLAY COUNTY DISTRICT SCHOOLS 2020-2021 TENTATIVE BUDGET

GENERAL FUND REVENUES-ONE MILL



CLAY COUNTY DISTRICT SCHOOLS

Summary Statement of Revenues, Expenditures & Changes in Fund Balances FUND 105 – GENERAL FUND (ONE MILL)

DESCRIPTION	UNAUDITED FINAL EXPENDITURES 2019-20	TENTATIVE BUDGET 2020-21
BEGINNING FUND BALANCE JULY 1,	\$ -	\$ 975,156
TOTAL REVENUES	12,033,643	13,001,410
TOTAL FUNDS AVAILABLE	\$ 12,033,643	\$ 13,976,566
LESS: APPROPRIATIONS (EXPENDITURES)	\$ 9,058,487	\$ 10,455,948
ENCUMBRANCES	\$ -	\$ 1,229,053
TOTAL EXPENDITURES	9,058,487	11,685,001
EXCESS REVENUES OVER EXPENDITURES	\$ 2,975,156	\$ 2,291,565
OTHER FINANCING SOURCES /(USES)(1)	(2,000,000)	(2,000,000)
SALE OF CAPITAL ASSET		
ENDING FUND BALANCE JUNE 30,	\$ 975,156	\$ 291,565
(1) OTHER FINANCING SOURCES (USES)		
1. Transfer to General Fund	\$ (2,000,000)	\$ (2,000,000)
2. Transfer to Debt Service Fund		
3. Proceeds from Certificate of Participation		
4. Sale of Equipment		
5. Adjustments to Fund Balance		
Total Other Financing Sources	\$ (2,000,000)	\$ (2,000,000)



CLAY COUNTY DISTRICT SCHOOLS EXPENDITURES BY FUNCTION FUND 105 – GENERAL FUND (ONE MILL)

DESCRIPTION	FUNCTIONS	UNAUDITED FINAL EXPENDITURES 2019-20	TENTATIVE BUDGET 2020-20	% OVER TOTAL BUDGET
Instruction	5000	\$ -	\$ -	0.00%
Student Pers. Svcs	6100	-	-	0.00%
Inst. Media Svcs	6200	-	-	0.00%
Inst. & Curr. Dev.	6300	-	-	0.00%
Inst. Staff Train	6400	-	-	0.00%
Technology	6500	-	-	0.00%
Board of Education	7100	-	-	0.00%
General Admin	7200	-	-	0.00%
School Admin	7300	-	-	0.00%
Fac. Acq & Const.	7400	1,697,032	5,972,780	51.11%
Fiscal Svcs	7500	-	-	0.00%
Food Services	7600	-	-	0.00%
Central Svcs	7700	-	16,403	0.14%
Pupil Transp.	7800	-	-	0.00%
Opera. of Plant	7900	7,285,283	5,560,296	47.58%
Maintenance	8100	76,173	135,521	1.16%
Administrative				
Technology Services	8200	-	-	0.00%
Community Serv.	9100	-	-	0.00%
Debt Service	9200	-	-	0.00%
Fixed Capital Outlay	9300	\$ -	\$ -	0.00%
		\$ 9,058,487	\$ 11,685,001	100%



CLAY COUNTY DISTRICT SCHOOLS EXPENDITURES BY OBJECT (GENERAL FUND- ONE MILL)

OBJECTS	UNAUDITED FINAL EXPENDITURES 2019-20	% OVER TOTAL BUDGET	TENTATIVE BUDGET 2020-20	% OVER TOTAL BUDGET
100	\$ 3,112,365	34.36%	\$ 3,214,413	27.51%
200	1,212,404	13.38%	1,243,095	10.64%
300	480,434	5.30%	825,358	7.06%
400	45,734	0.50%	65,000	0.56%
500	118,531	1.31%	217,476	1.86%
600	4,088,410	45.13%	6,116,659	52.35%
700	610	0.01%	3,000	0.03%
	\$ 9,058,487	100%	\$ 11,685,001	100%



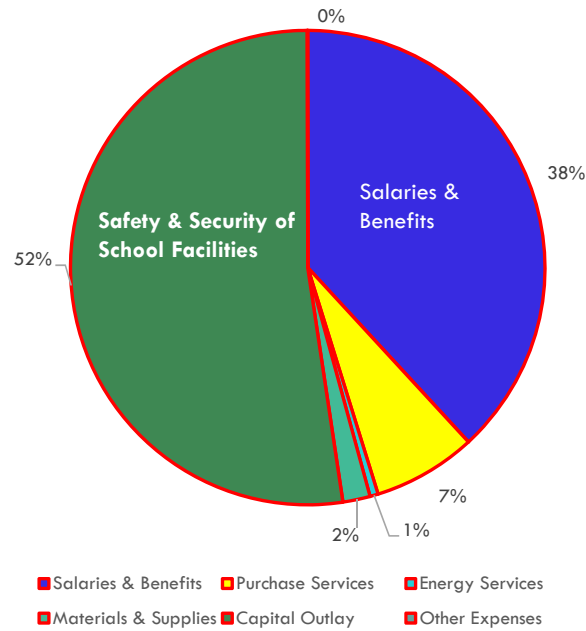
CLAY COUNTY DISTRICT SCHOOLS

Summary Statement of Revenues, Expenditures & Changes in Fund Balances
FUND 105 – GENERAL FUND (estimated)

➤ SCHOOL POLICE SALARIES & BENEFITS	\$3,416,096
➤ SCHOOL POLICE OPERATIONAL EXPENDITURES	\$1,179,383
➤ SCHOOL GUARDIANS SALARIES & BENEFITS	\$ 905,890
➤ SCHOOL GUARDIANS OPERATIONAL EXPENDITURES	\$ 75,330
➤ SAFETY & SECURITY OF SCHOOL FACILITIES	\$6,108,302
➤ HEALTH INSURANCE TRANSFER TO GENERAL FUND	<u>\$2,000,000</u>
➤ (Reoccurring T'fer Per School Board Directive in 2019-20)	
➤ TOTALS	<u>\$13,685,001</u>



CLAY COUNTY DISTRICT SCHOOLS Analysis of Expenditures by Object (One Mill)



**Total Projected
Expenditures
\$11,685,001**



CLAY COUNTY DISTRICT SCHOOLS 2020-2021 TENTATIVE BUDGET

FUND 200 – DEBT SERVICE



CLAY COUNTY DISTRICT SCHOOLS

2020-2021 Tentative Budget

FUND 200 - DEBT SERVICE FUND

Summary Statement of Revenues, Expenditures & Changes in Fund Balances

DESCRIPTION	AUDITED FINAL 2018-19	UNAUDITED FINAL 2019-20	PROPOSED 2020-21
BEGINNING FUND BALANCE JULY 1,	\$ 421,348	\$ 444,700	\$ 456,840
TOTAL REVENUES	342,066	303,608	280,350
TOTAL FUNDS AVAILABLE	\$ 763,414	\$ 748,307	\$ 737,190
LESS TOTAL EXPENDITURES	5,443,002	7,047,937	7,081,569
EXCESS (DEFICIENCY) OF REVENUES OVER EXPENDITURES	\$ (4,679,589)	\$ (6,299,629)	\$ (6,344,379)
OTHER FINANCING SOURCES (USES)(1)	5,124,288	6,756,469	6,808,008
ENDING FUND BALANCE JUNE 30,	\$ 444,700	\$ 456,840	\$ 463,629
(1) OTHER FINANCING SOURCES (USES)			
1. Transfer from Capital Outlay	\$ 5,124,288	\$ 6,723,969	\$ 6,808,008
2. Transfer to Capital Outlay Project Account	\$ -	\$ -	\$ -
3. Proceeds from Cost of Issuance/Adjustments	\$ -	\$ 32,500	\$ -
Total Other Financing Sources	\$ 5,124,288	\$ 6,756,469	\$ 6,808,008



CLAY COUNTY DISTRICT SCHOOLS DEBT SERVICE OBLIGATIONS

July 1, 2020 - June 30, 2021

DESCRIPTION	SERIES	DATE OF ORIGINAL ISSUE	ORIGINAL PRINCIPAL	7/1/20 REMAINING PRINCIPAL	PRINCIPAL PAYMENTS 2020-21	INTEREST PAYMENTS 2020-21	TOTAL PAYMENTS 2020-21
SBE BONDS	2011-A	1/5/2012	1,160,000	165,000	50,000	5,950	\$ 55,950
TOTAL SBE BONDS			\$ 1,160,000	\$ 165,000	\$ 50,000	\$ 5,950	\$ 55,950
RACETRACK BONDS							
RACETRACK BONDS	2010-A	2/17/2010	3,000,000	1,854,045	\$ 125,000	\$ 91,155	\$ 216,155
COP's							
COP - Refinance (2000) (2005B)	2017	8/17/2017	18,454,000	1,733,000	\$ 335,000	\$ 29,634	\$ 364,634
COP - Refund (2003)/(2008)	2012	6/29/2012	24,930,000	20,145,000	\$3,085,000	\$ 850,113	\$ 3,935,113
COPS Refund - 2014(2004)/(2005A)	2014	12/18/2014	17,540,000	11,615,000	\$ 554,000	\$ 324,058	\$ 878,058
TOTAL COP'S			\$ 60,924,000	\$ 33,493,000	\$3,974,000	\$1,203,805	\$5,177,805
BUS LEASE	2019	9/10/2019	10,680,670	9,137,347	\$1,458,918	\$ 156,642	\$ 1,615,559
TOTAL DEBT			\$ 75,764,670	\$ 44,649,392	\$ 5,607,918	\$ 1,457,551	\$ 7,065,469
ESTIMATED BANK CHARGES							\$ 16,100
TOTAL FOR BUDGET							\$ 7,081,569



CLAY COUNTY DISTRICT SCHOOLS

2020-2021 TOTAL DEBT SERVICE OBLIGATIONS

<u>Fiscal YR</u>	<u>LEASE</u>	<u>State School Bonds</u>	<u>Special Act Bonds</u>	<u>FIHS Refinance 2000 COP Series 2005B Series 2017</u>	<u>Refund OHS/LAJH Series 2012</u>	<u>RHS Refinance Series 2014</u>	<u>Total COP Debt Expense</u>	<u>Total Debt</u>	<u>Total Fees</u>	<u>Total Interest</u>	<u>Total Debt, Fees & Interest</u>
2020-2021	1,458,917.88	50,000.00	125,000.00	335,000.00	3,085,000.00	554,000.00	3,974,000.00	5,607,917.88	16,100.00	1,300,909.80	6,924,927.68
2021-2022	1,483,928.11	55,000.00	130,000.00	337,000.00	3,240,000.00	568,000.00	4,145,000.00	5,813,928.11	16,100.00	1,117,821.06	6,947,849.17
2022-2023	1,509,367.09	60,000.00	135,000.00	349,000.00	3,400,000.00	581,000.00	4,330,000.00	6,034,367.09	16,100.00	927,035.36	6,977,502.45
2023-2024	1,535,242.17		145,000.00	351,000.00	3,500,000.00	604,000.00	4,455,000.00	6,135,242.17	16,100.00	795,252.46	6,946,594.63
2024-2025	1,561,560.83		150,000.00	361,000.00	3,670,000.00	617,000.00	4,648,000.00	6,359,560.83	16,100.00	591,056.60	6,966,717.43
2025-2026	1,588,330.71		155,000.00		635,000.00	4,287,000.00	4,922,000.00	6,665,330.71	16,100.00	432,465.50	7,113,896.21
2026-2027			165,000.00		665,000.00	4,404,000.00	5,069,000.00	5,234,000.00	16,100.00	281,684.50	5,531,784.50
2027-2028			170,000.00		1,950,000.00		1,950,000.00	2,120,000.00	16,100.00	124,375.00	2,260,475.00
2028-2029			180,000.00					180,000.00	1,100.00	38,300.00	219,400.00
2029-2030			190,000.00					190,000.00	1,100.00	29,750.00	220,850.00
2030-2031			200,000.00					200,000.00	1,100.00	20,250.00	221,350.00
2031-2032			205,000.00					205,000.00	1,100.00	10,250.00	216,350.00
TOTAL DEBT	9,137,346.79	165,000.00	1,950,000.00	1,733,000.00	20,145,000.00	11,615,000.00	33,493,000.00	44,745,346.79	133,200.00	5,669,150.28	50,547,697.07
TOTAL INTEREST	556,009.73	19,660.00	757,288.78	160,664.50	3,956,237.50	2,166,126.00	6,283,028.00	7,059,976.78			
TOTAL DEBT (Principal & Interest & Fees)	9,693,356.52	184,660.00	2,707,288.78	1,893,664.50	24,101,237.50	13,781,126.00	39,776,028.00	51,805,323.57	133,200.00		50,547,697.07



CLAY COUNTY DISTRICT SCHOOLS

Debt Service (Long Term)

<u>Funding Source</u>	<u>Principal</u>	<u>Interest</u>	<u>Total</u>
State School Bonds	\$165,000	\$11,200	\$176,200
Special Acts Bonds (Race Track)	\$1,950,000	\$661,333	\$2,611,333
C.O.P.	\$33,493,000	\$4,996,617	\$38,489,617
TOTAL	\$35,608,000	\$5,669,150	\$41,277,150



CLAY COUNTY DISTRICT SCHOOLS 2020-2021 TENTATIVE BUDGET

FUND 300 – Capital Projects



CLAY COUNTY DISTRICT SCHOOLS 2020-2021 TENTATIVE BUDGET

This Fund accounts for financial resources to be used for Educational Capital Outlay needs, including new construction and renovation and remodeling projects.

The major sources of revenue for the Capital Projects Funds are:

1.5 MILLS	Section 1011.71(2),F.S., for new construction and remodeling, maintenance, renovations, and repairs of existing school plants or of leased facilities; the purchase, lease-purchase or lease of school buses or new and replacement equipment; payments for educational facilities and sites an amount equal to three-fourths of the proceeds from the millage; payment of costs of leasing relocatable educational facilities.
CO & DS	State funds generated by Motor Vehicle License Receipts (Tag Money). Projects funded from this source must be recommended in the School Plant Survey and must appear on the districts project priority list.
PEGO	Appropriated annually by the legislature from funds generated from gross receipts taxes. Legislature discontinued funding in 2019-2020 and 2020-2021.
IMPACT FEES	Local funding based on permits generated for new residential units. Funds must be used for projects associated with new construction due to growth subsequent to May 1, 2003. The Impact Fee Ordinance #2003-30 was passed by Clay County BCC on March 25, 2003.



CLAY COUNTY DISTRICT SCHOOLS

2020-2021 Tentative Budget

Detail of Actual and Estimated Expenditures

FUND 300 - CAPITAL PROJECT FUND

	AUDITED FINAL 2018-19	UNAUDITED FINAL 2019-20	PROPOSED 2020-21
REVENUES			
LOCAL REVENUES:			
INTEREST ON INVESTMENTS	\$ 532,170	\$ 130,617	\$ 36,431
PROPERTY TAXES, TAX REDEMPTIONS	17,239,064	18,348,056	19,228,320
SALES TAX-10%/1%	2,197,401	1,361,222	750,000
IMPACT FEES	4,899,923	8,034,075	7,500,000
MISCELLANEOUS OTHER	-	9,448	
TOTAL LOCAL REVENUE:	\$ 24,868,558	\$ 27,883,418	\$ 27,514,751
STATE REVENUES			
PECO (2.5% GROSS RECEIPTS TAX)	\$ 833,377	\$ -	\$ -
GAS TAX REFUND	87,429	56,969	46,500
CO & DS (MOTOR VEHICLE LICENSE TAX)	1,399,065	1,460,602	1,275,000
INTEREST (CO & DS)	28,257	40,848	25,000
CHARTER SCHOOL CAPITAL OUTLAY	282,783	723,488	-
CAPITAL OUTLAY-ACADEMIES OF CLAY	-	-	-
MISCELLANEOUS OTHER	1,298,571	654,769	-
TOTAL STATE REVENUE:	\$ 3,929,482	\$ 2,936,676	\$ 1,346,500
TOTAL REVENUE	\$ 28,798,040	\$ 30,820,093	\$ 28,861,251



CLAY COUNTY DISTRICT SCHOOLS

2020-2021 Tentative Budget

Summary Statement of Revenues, Expenditures & Changes in Fund Balances

FUND 300- CAPITAL PROJECT FUND

EXPENDITURES	AUDITED FINAL 2018-19	UNAUDITED FINAL 2019-20	PROPOSED 2020-21
LIBRARY BOOKS	\$ -	\$ -	\$ -
AUDIO VISUAL MATERIALS	3,445	1,617	5,105
BUILDINGS & FIXED EQUIPMENT	1,189,493	1,834,452	19,648,045
FURNITURE FIXTURES & EQUIPMENT	1,398,549	537,274	509,765
MOTOR VEHICLES & BUSES	2,003,991	169,104	-
LAND IMPROVEMENTS	-	-	385,000
IMPROVEMENTS OTHER THAN BUILDINGS	1,567,825	2,875,215	4,347,135
REMODELING & RENOVATIONS	7,262,225	6,692,107	15,500,291
COMPUTER SOFTWARE	2,251,198	1,381,003	333,861
DEBT SERVICE	1,463	136,944	574,764
TOTAL	\$ 15,678,188	\$ 13,627,716	\$ 41,303,966



CLAY COUNTY DISTRICT SCHOOLS 2020-2021 Tentative Budget (Capital Project Funds)

Summary Statement of Revenues, Expenditures & Changes in Fund Balances

DESCRIPTION	AUDITED FINAL 2018-19	UNAUDITED FINAL 2019-20	PROPOSED 2020-21
BEGINNING FUND BALANCE JULY 1,	\$ 16,618,832	\$ 23,801,156	\$ 30,185,756
TOTAL REVENUES	28,798,040	30,820,093	28,861,251
TOTAL FUNDS AVAILABLE	\$ 45,416,872	\$ 54,621,250	\$ 59,047,007
LESS: APPROPRIATIONS (EXPENDITURES)	\$ 15,678,188	\$ 13,627,716	\$ 41,303,966
ENCUMBRANCES			
TOTAL EXPENDITURES	15,678,188	13,627,716	41,303,966
EXCESS REVENUES OVER EXPENDITURES	\$ 29,738,683	\$ 40,993,534	\$ 17,743,041
OTHER FINANCING SOURCES /(USES)(1)	(5,937,527)	(11,021,779)	(10,908,761)
SALE OF CAPITAL ASSET	-	214,002	50,000
ENDING FUND BALANCE JUNE 30,	\$ 23,801,156	\$ 30,185,756	\$ 6,884,280
(1) OTHER FINANCING SOURCES (USES)			
1. Transfer to General Fund	\$ (2,301,109)	\$ (4,297,810)	\$ (4,100,753)
2. Transfer to Debt Service Fund	(5,124,288)	(6,723,969)	(6,808,008)
3. Proceeds from Certificate of Participation	-	-	
4. Sale of Equipment			
5. Adjustments to Fund Balance	-	-	
Total Other Financing Sources	\$ (7,425,397)	\$ (11,021,779)	\$ (10,908,761)



CLAY COUNTY DISTRICT SCHOOLS 2020-2021 TENTATIVE BUDGET

FUND 410/420—SPECIAL
REVENUE PROGRAMS



GOVERNMENTAL TYPES

SPECIAL REVENUE FUNDS

- **Funds to account for the financial resources of the Food and Nutrition Program and certain Federal Grant Program Revenues**
- **Food and Nutrition Program – Fund 410**
- **Special Revenue – Contracted Programs – 420**



CLAY COUNTY DISTRICT SCHOOLS

2020-2021 Tentative Budget

Detail of Actual and Estimated Local, State and Federal Revenues

FUND 410 – SPECIAL REVENUE FUND – FOOD & NUTRITION

DESCRIPTION	AUDITED ACTUALS 2018-19	UNAUDITED FINAL 2019-20	TENTATIVE BUDGET 2020-21
LOCAL REVENUES:			
INTEREST ON INVESTMENTS	\$ 23,383	\$ 28,740	\$ 10,000
STUDENT LUNCHES/BREAKFASTS/SNACKS	2,421,031	1,832,218	2,688,500
ADULT BREAKFAST/LUNCH	12,306	160,715	1,800
STUDENT/ADULT A LA CARTE	1,740,162	1,310,750	1,500,000
OTHER FOOD SERVICE	93,288	46,034	5,000
TOTAL LOCAL REVENUE:	\$ 4,290,170	\$ 3,378,457	\$ 4,205,300
STATE REVENUES			
SCHOOL LUNCH/BREAKFAST SUPPLEMENT	\$ 146,550	\$ 166,266	\$ 145,000
TOTAL STATE REVENUE:	\$ 146,550	\$ 166,266	\$ 145,000
FEDERAL REVENUES			
NATIONAL SCHOOL LUNCH ACT	\$ 9,803,140	\$ 7,245,936	\$ 9,824,960
SCHOOL BREAKFAST PROGRAM	2,386,976	1,801,365	2,468,850
AFTERSCHOOL SNACK	45,979	32,999	20,000
USDA DONATED FOODS	1,271,411	1,471,767	1,400,000
SUMMER FOOD PROGRAM	105,256	656,511	100,000
MISCELLANEOUS FEDERAL DIRECT	-		5,000
TOTAL FEDERAL REVENUE	\$ 13,612,762	\$ 11,208,578	\$ 13,818,810
TOTAL REVENUE	\$ 18,049,482	\$ 14,753,301	\$ 18,169,110



CLAY COUNTY DISTRICT SCHOOLS

2020-2021 Tentative Budget

Detail of Actual and Estimated Expenditures

FUND 410 – SPECIAL REVENUE FUND – FOOD & NUTRITION

EXPENDITURES	AUDITED ACTUALS 2018-19	UNAUDITED FINAL 2019-20	TENTATIVE BUDGET 2020-21
SALARIES	\$ 5,732,616	\$ 5,947,593	\$ 5,951,901
EMPLOYEE BENEFITS	1,997,032	2,312,019	2,693,609
PURCHASED SERVICES	93,831	190,412	266,580
ENERGY SERVICES	160,270	135,133	163,000
FOOD & SUPPLIES	8,782,536	7,192,732	7,888,737
CAPITAL OUTLAY	845,916	544,556	943,918
OTHER EXPENSES	348,392	373,765	255,000
TOTAL	\$ 17,960,593	\$ 16,696,210	\$ 18,162,745



CLAY COUNTY DISTRICT SCHOOLS

2020-2021 Tentative Budget

Summary Statement of Revenues, Expenditures & Changes in Fund Balances

FUND 410 – SPECIAL REVENUE FUND – FOOD & NUTRITION

SUMMARY	AUDITED ACTUALS 2018-19	UNAUDITED FINAL 2019-20	TENTATIVE BUDGET 2020-21
BEGINNING FUND BALANCE JULY 1,	\$ 4,865,587	\$ 5,111,007	\$ 3,168,097
TOTAL REVENUES	18,049,481	14,753,299	18,169,110
TOTAL FUNDS AVAILABLE	\$ 22,915,069	\$ 19,864,307	\$ 21,337,207
LESS: APPROPRIATIONS (EXPENDITURES)	17,960,593	16,696,210	18,162,745
ENCUMBRANCES			988,725
TOTAL EXPENDITURES	\$ 17,960,593	\$ 16,696,210	\$ 19,151,470
OTHER FINANCING SOURCES:			
SALE OF CAPITAL ASSETS	\$ -	\$ -	\$ -
EXCESS BEGINNING FUND BALANCE AND REVENUES OVER EXPENDITURES	\$ 4,954,476	\$ 3,168,097	\$ 2,185,737
ADJUSTMENTS IN INVENTORY RESERVE	156,532	-	-
ENDING FUND BALANCE JUNE 30,	\$ 5,111,007	\$ 3,168,097	\$ 2,185,737



CLAY COUNTY DISTRICT SCHOOLS

2020-2021 Tentative Budget

Detail of Actual and Estimated State and Federal Revenues

FUND 420/421 – SPECIAL REVENUE FUND – CONTRACTED PROGRAMS

FEDERAL REVENUES	AUDITED ACTUALS 2018-19	UNAUDITED FINAL 2019-20	TENTATIVE BUDGET 2020-21
CAREER AND TECHNICAL EDUCATION	\$ 321,459	\$ 182,273	\$ 8,844
TITLE II PART A TEACHER & PRINCIPAL TRAINING & RECRUITING	846,319	\$ 908,710	1,578,638
INDIVIDUALS/DISABILITIES E. ACT/IDEA	6,077,028	\$ 7,021,020	8,511,898
TITLE I/NCLB	4,553,656	\$ 5,143,602	5,005,071
DOD-PROMOTING ACADEMIC SUCCESS	232,027	\$ 178,126	-
TITLE III	113,758	\$ 151,173	204,060
ADULT GENERAL ED	229,019	\$ 257,202	250,544
TWENTY-FIRST CENTURY SCHOOLS/Title IV	611,966	\$ 622,796	100,426
MISC. FEDERAL/STATE	1,024,558	\$ 296,472	4,829,844
TOTAL FEDERAL REVENUE	\$ 14,009,792	\$ 14,761,374	\$ 20,489,325
TOTAL REVENUE	\$ 14,009,792	\$ 14,761,374	\$ 20,489,325



CLAY COUNTY DISTRICT SCHOOLS

2020-2021 Tentative Budget

Detail of Actual and Estimated Expenditures – By Function

FUND 420/421 – SPECIAL REVENUE FUND – CONTRACTED PROGRAMS

	FUNCTIONS	AUDITED FINAL 2018-19		UNAUDITED FINAL 2019-20		TENTATIVE BUDGET 2020-21	
Instruction	5000	\$ 8,198,768	58.46%	\$ 8,630,791	58.47%	\$ 12,556,624	61.28%
Student Pers. Svcs	6100	1,290,104	9.20%	1,418,313	9.61%	1,519,622	7.42%
Inst. Media Svcs	6200	14,726	0.11%	2,066	0.01%	8,496	0.04%
Inst. & Curr. Dev.	6300	1,503,254	10.72%	1,909,336	12.93%	2,346,332	11.45%
Inst. Staff Train	6400	1,919,359	13.69%	1,990,881	13.49%	2,248,111	10.97%
Instruction Related							
Technology	6500	-	0.00%	-	0.00%	393,081	1.92%
Board of Education	7100	-	0.00%	-	0.00%	-	0.00%
General Admin	7200	216,635	1.54%	494,808	3.35%	463,704	2.26%
School Admin	7300	-	0.00%	57,816	0.39%	80,182	0.39%
Fac. Acq & Const.	7400	-	0.00%	-	0.00%	-	0.00%
Fiscal Svcs	7500	-	0.00%	-	0.00%	-	0.00%
Food Services	7600	130,063	0.93%	-	0.00%	-	
Central Svcs	7700	-	0.00%	741	0.01%	62,361	0.30%
Pupil Transp.	7800	-	0.00%	77,380	0.52%	45,451	0.22%
Opera. of Plant	7900	62,671	0.45%	176,242	1.19%	666,823	3.25%
Maintenance	8100	-	0.00%	-	0.00%	98,539	0.48%
Administrative							
Technology Services	8200	650,310	4.64%	3,000	0.02%	-	0.00%
Community Serv.	9100	100	0.00%	-	0.00%	-	0.00%
Debt Service	9200	-	0.00%	-	0.00%	-	
Fixed Capital Outlay	9300	\$ 37,555	0.27%	-	0.00%	-	
		\$ 14,023,544	100%	\$ 14,761,374	100%	\$ 20,489,325	100%



CLAY COUNTY DISTRICT SCHOOLS

2020-2021 Tentative Budget

Detail of Actual and Estimated Expenditures by Object

FUND 420/421 – SPECIAL REVENUE FUND – CONTRACTED PROGRAMS

FEDERAL EXPENDITURES	AUDITED ACTUALS 2018-19	UNAUDITED FINAL 2019-20	TENTATIVE BUDGET 2020-21
SALARIES	\$ 8,216,145	\$ 9,068,634	\$ 8,894,244
EMPLOYEE BENEFITS	2,319,264	2,809,355	3,251,728
PURCHASED SERVICES	2,188,053	1,227,220	3,486,885
ENERGY SERVICES	62,345	27,401	10,400
MATERIALS & SUPPLIES	459,857	645,970	914,993
CAPITAL OUTLAY	481,664	444,593	3,449,577
OTHER EXPENSES	296,216	538,201	481,499
TOTAL	\$ 14,023,544	\$ 14,761,374	\$ 20,489,325
	\$ (13,753)	\$ 0	

Discovering Endless Possibilities



CLAY COUNTY DISTRICT SCHOOLS

2020-2021 Tentative Budget

Summary Statement of Revenues, Expenditures & Changes in Fund Balances
 FUND 420/421 – SPECIAL REVENUE FUND – CONTRACTED PROGRAMS

SUMMARY	AUDITED ACTUALS 2018-19	UNAUDITED FINAL 2019-20	TENTATIVE BUDGET 2020-21
BEGINNING FUND BALANCE JULY 1,	\$ -	\$ -	\$ -
TOTAL REVENUES	14,009,792	14,761,374	20,489,325
TOTAL FUNDS AVAILABLE	\$ 14,009,792	\$ 14,761,374	\$ 20,489,325
LESS: APPROPRIATIONS (EXPENDITURES)	14,023,544	14,761,374	19,247,944
ENCUMBRANCES			1,241,381
TOTAL EXPENDITURES	\$ 14,023,544	\$ 14,761,374	\$ 20,489,325
OTHER FINANCING SOURCES:			
SALE OF CAPITAL ASSETS	\$ -	\$ -	\$ -
EXCESS BEGINNING FUND BALANCE AND REVENUES OVER EXPENDITURES	\$ (13,753)	\$ -	\$ -
ADJUSTMENTS IN INVENTORY RESERVE	13,753	-	-
ENDING FUND BALANCE JUNE 30,	\$ (0)	\$ -	\$ -



CLAY COUNTY DISTRICT SCHOOLS 2020-2021 TENTATIVE BUDGET

FUND 711 – Self Insurance Fund



INTERNAL REVENUE SERVICE

FUND 711

This fund accounts for the district's individual Self Insurance plans for property and casualty (excluding group health, life, hospital indemnity, short and long term disability coverage's which are accounted for in the general fund).

The property and casualty plans include coverage for:

- **Excess Property**
- **Automobile Liability**
- **Worker's Compensation**
- **Crime**
- **Boiler & Machinery**
- **Errors & Omissions Liability**
- **State of Florida Workers' Compensation Self-Insurers Assessment**
- **Student Catastrophic Excess Medical Insurance for Sports Programs**
- **Student Accident Insurance**



CLAY COUNTY DISTRICT SCHOOLS

2020-2021 Tentative Budget

Summary Statement of Revenues, Expenditures & Changes in Fund Balances FUND 711 – INTERNAL SERVICE FUND – (SELF-INSURANCE)

DESCRIPTION	UNAUDITED FINAL 2018-19	UNAUDITED FINAL 2019-20	TENTATIVE BUDGET 2020-21
TOTAL OPERATING REVENUES	\$ 2,401,432	\$ 2,029,153	\$ 2,931,181
LESS OPERATING EXPENDITURES			
EMPLOYEE BENEFITS	\$ 1,159,924	\$ 1,468,367	\$ 1,500,000
PURCHASED SERVICES	919,758	1,131,164	1,261,586
TOTAL OPERATING EXPENDITURES	\$ 2,079,682	\$ 2,599,530	\$ 2,761,586
OPERATING INCOME (LOSS)	\$ 321,750	\$ (570,377)	\$ 169,595
ADD: NONOPERATING REVENUES:			
INTEREST INCOME	\$ 74,607	\$ 130,699	\$ 70,000
TRANSFERS & CHANGES IN NET POSITION			
FROM GENERAL FUND	\$ -	\$ -	\$ -
CHANGES IN NET POSITION	\$ 396,357	\$ (439,678)	\$ 239,595
NET INCOME (LOSS)			
TOTAL NET ASSETS, JULY 1	\$ 4,672,761	\$ 5,069,118	\$ 4,629,440
TOTAL NET ASSETS, JUNE 30	\$ 5,069,118	\$ 4,629,440	\$ 4,869,035



CLAY COUNTY DISTRICT SCHOOLS

NEXT STEPS

1. ADOPT THE MILLAGE RATES AND APPROVE THE TENTATIVE BUDGET
2. SET THE FINAL PUBLIC HEARING (**SEPTEMBER 3, 2020**) TO ADOPT THE FINAL MILLAGE AND THE BUDGET FOR 2020-2021.

