



# Founders' week and contest recognitions

School board meeting 12/7/23

# Founders' Week 2023:

## *The Preamble: The Legacy of "We the People"*

*September 25-29, 2023 in all Clay County Schools*

### Quick Links

<a href="#">Teacher Background</a>	<a href="#">Statement of Beliefs for Recitation</a>
<a href="#">K-5 District Art Contest</a>	<a href="#">Celebrate Freedom Week Lessons</a>
<a href="#">Elementary Resources</a>	<a href="#">Secondary Resources</a>
<a href="#">List of Community Partners and Contact Information</a>	<a href="#">Freedom Friday Advertisement</a>



## Teacher Background

### September's Patriotic Programs

#### Founders' Week

- Local celebration of our founding documents, individuals, and virtues.
- Can be celebrated throughout the month of September, but district's activities will take place the week of September 25th - 29th.
- Includes Constitution Day and Celebrate Freedom Week

#### Constitution Day

- Federal requirement commemorating the day the Constitution was signed (Sept. 17th)
- Instruction on the importance of the Constitution and rights and obligations of citizens

#### Celebrate Freedom Week

- State requirement for the last full week of September
- Students recite part of the Declaration each day
- 3 hours of instruction on the Declaration of Independence in 5th, 7th-8th and 11th grade U.S. History

.....Pssst! Need a quick brush-up on your founding documents? Check out these links --

[Declaration of Independence](#) and [Constitution](#).



## Statement of Beliefs

[Printable Text](#) for announcements



### Statement of Beliefs


Per 1003.421, each day during the last week of September, students must recite a section from the Declaration of Independence.

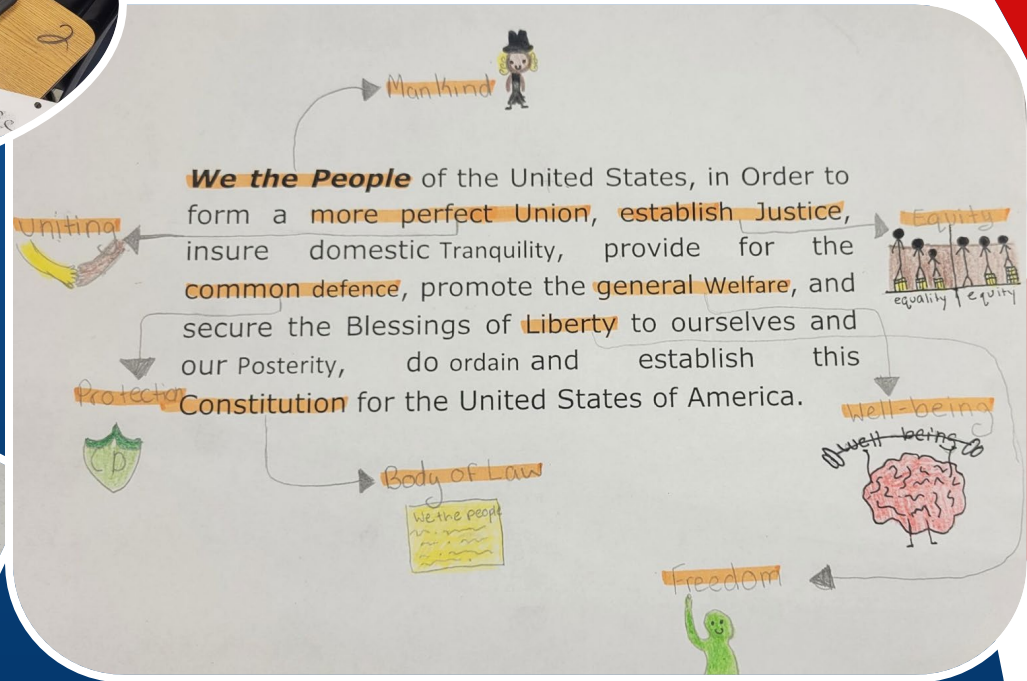


[Link to FL Statute 1003.421](#)



# 2023-2024 Theme

*The Preamble: Legal  
of "we the people"*








## ***K-2 Art Contest Prompt***

**I can be a responsible citizen in my community by**

---

---

A large, empty, rounded rectangular box with a light gray gradient, intended for a child to draw or write their response to the prompt. The box is centered on the page and has a thin black border.

I can be a responsible citizen in my community by cleaning trash at the  
beach.



*I can be a responsible citizen in my community by cleaning trash at the beach.*

*Penelope Baker Kindergarten Wilkinson Elementary*



I can be a responsible citizen in my community by caring for my family and  
animals.



*I can be a responsible citizen in my community by caring for my family and animals.*

Alivia Austin

1st Grade

Clay Hill Elementary

I can be a responsible citizen in my community by Saluting the  
Flag.



*I can be a responsible citizen in my community by saluting the flag.*

*Elienai Concepcion 2nd Grade Wilkinson*

I can be a responsible citizen in my community by Planting flowers and making my community look pretty.




I can be a responsible citizen in my community by planting flowers and making my community look pretty.

## *3rd-5th Art Contest Prompt*


One goal in the Preamble that makes our country a better place  
is \_\_\_\_\_ because

---

---



One goal in the Preamble that helps to make our country a better place is to form a more perfect union. This means that  
because it is the purpose of the Constitution to  
create a better government than the one they had  
before.



## Preamble goals

1. To form a more perfect union.

2. we are  
united

3. we are  
one

One goal in the preamble that helps to make our country a better place is to form a more perfect union because it is the purpose of the Constitution to create a better government than the one they had before.


One goal in the Preamble that helps to make our country a better place is Provide for the  
common defense

because it keeps us safe and my dad is in the military.



One goal in the preamble that helps to make our country a better place is provide for the common defense because it keeps us safe and my dad is in the military.

One goal in the Preamble that helps to make our country a better place is provide for  
the common defence  
because it keeps us safe and helps our country stay  
protected.





One goal in the Preamble that helps to make our country a better place is provide for the common defense because it keeps us safe and helps our country stay protected.

# Contents of this template



Here's what you'll find in this **Slidesgo** template:

- A slide structure based on a multi-purpose presentation, which you can easily adapt to your needs. For more info on how to edit the template, please visit **Slidesgo School** or read our **FAQs**.
  - An assortment of graphic resources that are suitable for use in the presentation can be found in the **alternative resources slides**.
  - A **thanks slide**, which you must keep so that proper credits for our design are given.
  - A **resources slide**, where you'll find links to all the elements used in the template.
  - **Instructions for use**.
  - Final slides with:
    - The **fonts and colors** used in the template.
    - A **selection of illustrations**. You can also customize and animate them as you wish with the online editor. Visit **Storyset** to find more.
    - More **infographic resources**, whose size and color can be edited.
    - Sets of **customizable icons** of the following themes: general, business, avatar, creative process, education, help & support, medical, nature, performing arts, SEO & marketing, and teamwork.
- 
- 

**You Can Delete This Slide When You're Done Editing The Presentation.**





# Table of contents

01

Directions

Here you can describe the topic of the section

02

activities

Here you can describe the topic of the section

03

LESSON

Here you can describe the topic of the section




# PREPARATION

Students need to solve the exercises about US history in order to win:

- Divide the class in groups
- Give the printed exercises to the students or blank sheets of paper to solve them
- Let them work together using their knowledge or their class material.

**When they find a correct answer, give them a prize!**

The background features a stylized American flag. The top portion consists of three wavy horizontal stripes: a red stripe, a white stripe, and another red stripe. Below these stripes is a dark blue field containing several white stars. One star is positioned to the left of the main text, and three others are scattered in the upper right area.

“Perseverance and spirit have  
done wonders in all ages”

—George Washington


# Whoa!

It could be the part of the presentation where you can introduce yourself, write your email...



AWESOME

WORDS



# 02

## aCTIVITIES

Here you can describe the topic of  
the section



# WHAT IS IN THE QUOC

This quotation from Jefferson demonstrates the Republican viewpoint he had

Find on the next slide the hints to solve the code

“The will of the majority should always prevail . . . above all things the education of the common people will be attended to : [I am] convinced that on the good sense we may rely with the most security for the preservation of a due degree of liberty”





# Find the words!



33 14 17 54 50 44 21

Write here the word  
you find!



45 102 71 17 63 103 40

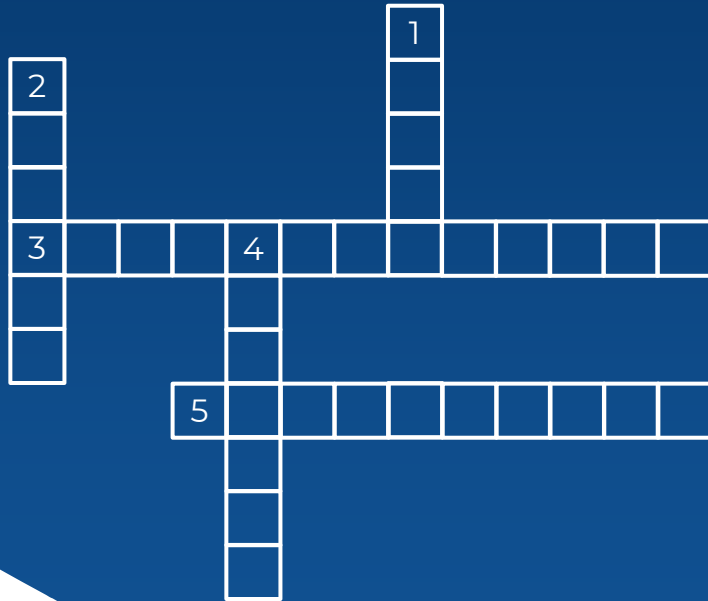
Write here the word  
you find!



47 85 41 96 17 98 20

Write here the word  
you find!

# Crossword puzzle



## Down

1. Debt certificates involving a promise to repurchase the bonds at a higher price
2. Interpretation that states that the federal government should only do what the Constitution says
4. The banning of trade

## ACROSS

3. Practice of forcing people to serve in the armed forces
5. Young congressmen who called for war against Britain



# Read the text and answer the questions

**Washington** warned about the danger breaking the country into separate political factions. Even before his departure there was a breakup in political opinions between the **Federalists** (represented by Hamilton) and the **democratic-Republicans** (represented by Jefferson). There was also a geographical split between both parties. The Federalists were in the North, the Republicans were in the South. The Republicans believed in a **strict construction view of the Constitution**, which means that the federal government should only do what is specifically listed in the Constitution. On the other hand, the Federalists believed in a loose **construction view of the Constitution**, meaning that the federal government could have more flexibility to take actions that are not specifically forbidden. **These differences created different opinions on domestic and foreign policy.** This two-party system has remained a characteristic of the country





# Read the text and answer the questions

What is the main idea of the text?

1. Parties developed very soon in the USA, mainly because of the differences of opinion that arose about how the Constitution should be interpreted
2. Both the Federalists and the Republican parties had a lot in common at that time
3. George Washington stopped the development of destructive political parties

Which text supports the main idea?

1. "The Republicans believed in a strict construction view, that is, that the government should only do what is listed in the Constitution of the USA"
2. "Washington warned about the danger of breaking the country into separate factions"
3. "The two-party system has remained a characteristic of the United States"



# Word bank code

Write below the words missing

\_\_\_\_\_ affairs were a major focus of the first American governments after Washington. President Adams wanted to ameliorate the relation with France, but the \_\_\_\_\_ nearly led to war. Things improved under Jefferson, when the U.S. negotiated the purchase of \_\_\_\_\_ from the French. The British continued to \_\_\_\_\_ American sailors (force them to serve in the British forces). In response, the United States passed the \_\_\_\_\_ Act, ending all foreign trade. Then the British began to support Native American groups along the western frontier. By 1812, it was hard to resist the call to \_\_\_\_\_.

a. XYZ Affair	B. Louisiana
C. war	D. impress
E. Embargo	F. Foreign

# WHICH party is IT?

31%



WRITE HERE WHICH PARTY IT

IS

- Higher tax rates for higher income
- Based on community and social responsibility

25%



WRITE HERE WHICH PARTY IT

IS

- Believe taxes shouldn't be increased for anyone
- Based on individual rights and justice

# Name the states in the map



Write here the name

Mars is red and a cold place




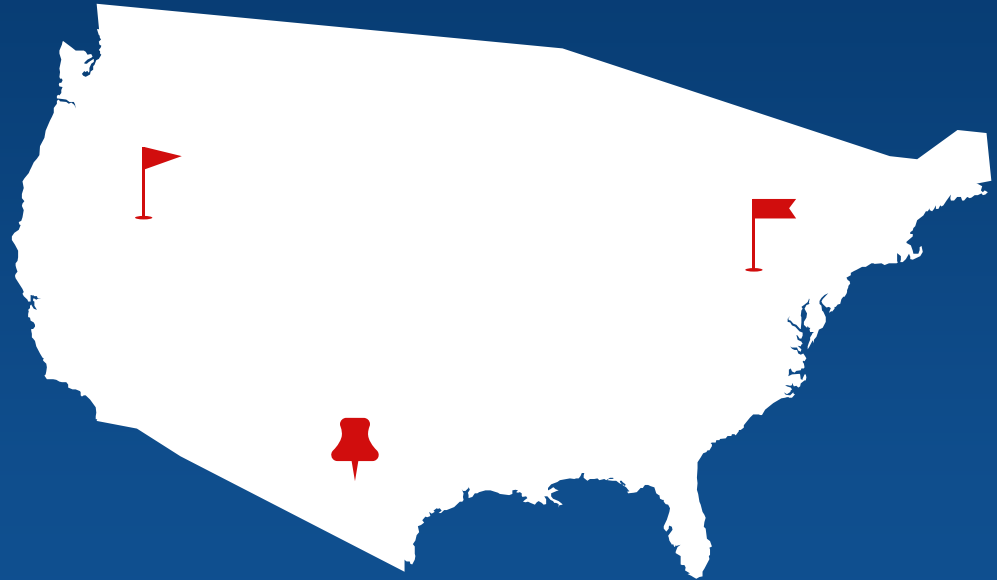
Write here the name

It's a huge planet with rings



Write here the name

Venus has a beautiful name



# Historical objects

Choose the correct answer



In What year was the  
Constitution of the us written?

- a. 1752
- b. 1787
- c. 1790



In what year gAve r oosevelt t he  
whit e house its name?

- a. 1901
- b. 1880
- c. 1908



# Count the times the word is used

And then multiply the numbers to get the code

“We, the Representatives of the United States of America, in General Congress, Assembled, appealing to the Supreme Judge of the world for the rectitude of our intentions, do, in the Name, and by Authority of the good People of these Colonies, solemnly publish and declare, that these United Colonies are, and of Right ought to be Free and Independent States; that they are Absolved from all Allegiance to the British Crown, and that all political connection between them and the State of Great Britain, is and ought to be totally dissolved; and that as Free and Independent States, they have full Power to levy War, conclude Peace, contract Alliances, establish Commerce, and to do all other Acts and Things which Independent States may of right do”

## Colonies / states

Write here the times this word was named

## Great Britain

Write here the times this word was named


Num. 1 x num. 2 =

Write here your code

# 03

## LESSON

Here you can describe the topic of the section





52

Are the total of states



1776

It was the year of the independence

4/07

It's the national independence day




one flag, one land, one  
heart, one hand, one  
nation ever more

A stylized graphic of the American flag's top-left corner, featuring red and white stripes curving downwards and a blue field with several white stars of varying sizes.

# Our beloved flag

There are 50 stars and 13 stripes in the american flag. Why is this? Discuss in your groups

A stylized graphic of the American flag's bottom-right corner, featuring a blue field with several white stars of varying sizes and red and white stripes curving upwards.

The background is a solid dark blue color. On the left and right sides, there are stylized, wavy stripes in red and white, reminiscent of the American flag. Scattered across the blue background are several white and light blue stars of varying sizes.

# 331 million

Persons live nowadays in the United States

# This is an infographic

01

Mercury

It's the smallest planet of all



02

Mars

Despite being red, it's cold



03

Jupiter

The biggest planet of all



Saturn

It's a gas giant and has rings

04

Venus

It has a beautiful name

05

Neptune

The farthest planet of all

06



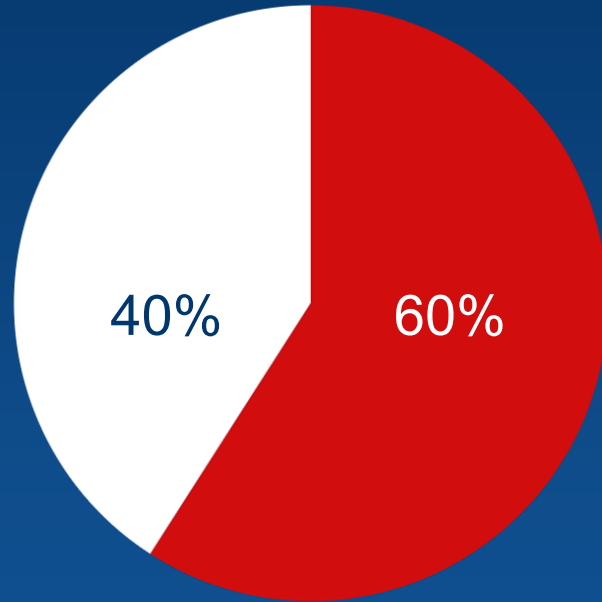
# This is a graph

## Venus ★

Venus has a beautiful name and is the second planet from the Sun. It's terribly hot

## Mercury ★

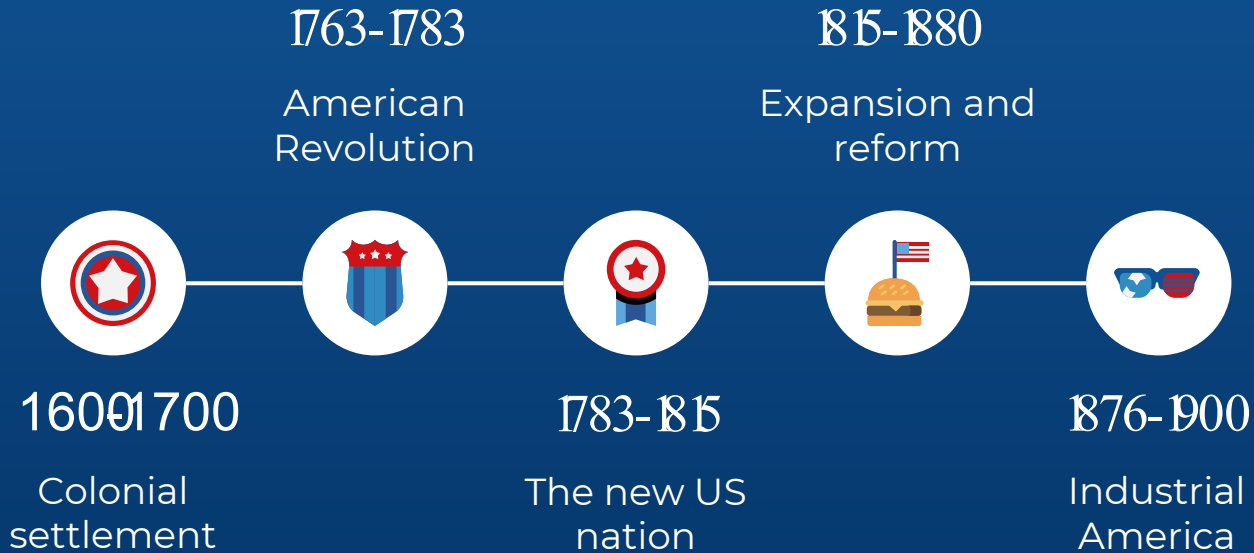
Mercury is the closest planet to the Sun and the smallest one in the Solar System



If you want to modify this graph, click on it, follow the link, change the data and replace it



# United states timeline



# YOU CAN USE Four columns



Mars

Mars is red, but is one of the coldest planet



venus

Venus has a beautiful name, but is terribly hot



saturn

Saturn is a huge planet with several rings



mercury

Mercury is the closest planet to the Sun

# Let's do a review



feder al ist s

Venus has a  
beautiful name

democr at s

Jupiter is the  
biggest planet

const it ut ion

Mars is a cold place  
full of iron oxide dust

independence

Neptune is the  
farthest planet

st at es

It's the ringed planet  
and a gas giant

fr eedom

It's the closest planet  
to the Sun



A PICTURE IS  
WORTH A  
THOUSAND  
WORDS



# homework

- What would feel if you were living in the time before independence?
- Do you think it is crucial for a country to declare itself independent?
- What would you like to tell the founding fathers of US if you had the chance to talk to them?

Prepare a brief presentation (3 slides) with your thoughts. You can also ask some of your family members for their opinions and include them



# Our team



Amanda  
Richards

You can replace the  
image on the screen  
with your own




Orlando  
parker

You can replace the  
image on the screen  
with your own





# Mockups




## Smartphone app

You can replace the image on the screen with your own work



## Computer software

You can replace the image on the screen with your own work



## Tablet app

You can replace the image on the screen with your own work



# Thanks

Do you have any question?

youremail@freepik.com

+91 620 421 838

yourcompany.com



CREDITS: This presentation template was created by **Slidesgo**, including icons by **Flaticon**, and infographics & images by **Freepik**

**Please keep this slide for attribution**



# Alternative Resources



# Alternative Resources

## Images

- Top view rumpled usa flag on black background with copy-space
- People having fun with flag
- Us elections concept with america flag
- Us elections concept with america flag

## VECTORS

- Usa banner set

# Resources

## Images

- Front view asian father and son looking at each other
- Close-up smiley kid writing on board
- Classmates with chalk together
- Close-up father teaching kid to write
- Medium shot african couple outdoors
- High angle group of kids reading

## Vectors

- Back to school patterns collection with elements

# Instructions for use (free users)

In order to use this template, you must credit [Slidesgo](#) by keeping the Thanks slide.

## You are allowed to:

- Modify this template.
- Use it for both personal and commercial purposes.

## You are not allowed to:

- Sublicense, sell or rent any of Slidesgo Content (or a modified version of Slidesgo Content).
- Distribute this Slidesgo Template (or a modified version of this Slidesgo Template) or include it in a database or in any other product or service that offers downloadable images, icons or presentations that may be subject to distribution or resale.
- Use any of the elements that are part of this Slidesgo Template in an isolated and separated way from this Template.
- Delete the “Thanks” or “Credits” slide.
- Register any of the elements that are part of this template as a trademark or logo, or register it as a work in an intellectual property registry or similar.

For more information about editing slides, please read our FAQs or visit Slidesgo School:

<https://slidesgo.com/faqs> and <https://slidesgo.com/slidesgo-school>

# Instructions for use (premium users)

In order to use this template, you must be a Premium user on [Slidesgo](#).

## You are allowed to:

- Modify this template.
- Use it for both personal and commercial purposes.
- Hide or delete the “Thanks” slide and the mention to Slidesgo in the credits.
- Share this template in an editable format with people who are not part of your team.

## You are not allowed to:

- Sublicense, sell or rent this Slidesgo Template (or a modified version of this Slidesgo Template).
- Distribute this Slidesgo Template (or a modified version of this Slidesgo Template) or include it in a database or in any other product or service that offers downloadable images, icons or presentations that may be subject to distribution or resale.
- Use any of the elements that are part of this Slidesgo Template in an isolated and separated way from this Template.
- Register any of the elements that are part of this template as a trademark or logo, or register it as a work in an intellectual property registry or similar.

For more information about editing slides, please read our FAQs or visit Slidesgo School:

<https://slidesgo.com/faqs> and <https://slidesgo.com/slidesgo-school>

# Fonts & colors used

This presentation has been made using the following fonts:

## **Staatliches**

(<https://fonts.google.com/specimen/Staatliches>)

## **Montserrat**

(<https://fonts.google.com/specimen/Montserrat>)

#00376c

#ffffff

#105192

#d10d0d

#0f5787

# Storyset

Create your Story with our illustrated concepts. Choose the style you like the most, edit its colors, pick the background and layers you want to show and bring them to life with the animator panel! It will boost your presentation. Check out [How it Works](#).



Pana



Amico



Bro



Rafiki



Cuate

# Use our editable graphic resources...

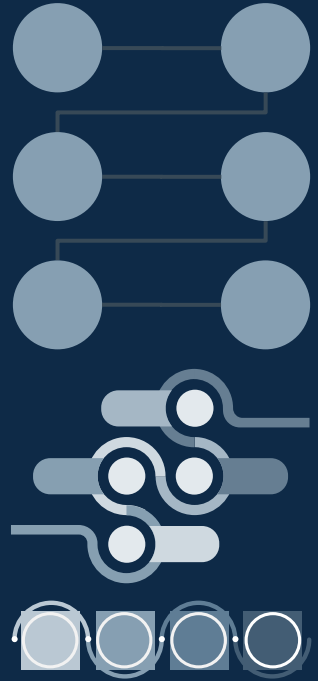
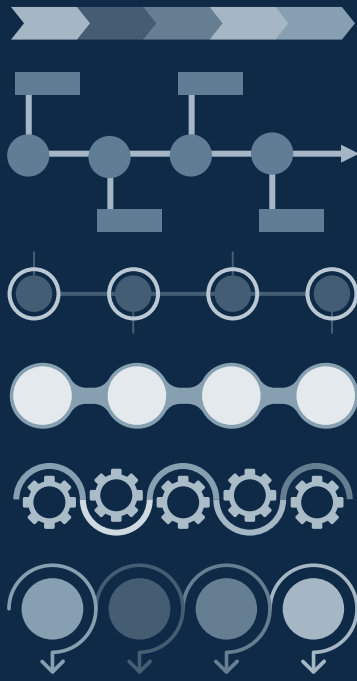
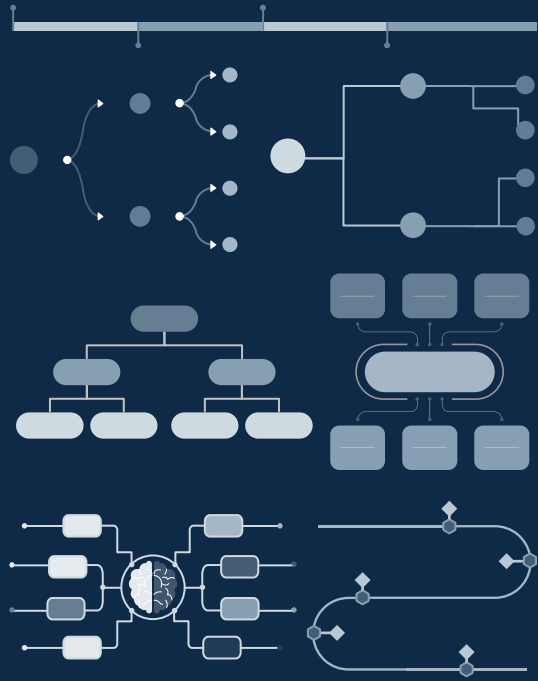
You can easily [resize](#) these resources without losing quality. To change the [color](#), just ungroup the resource and click on the object you want to change. Then, click on the paint bucket and select the color you want.

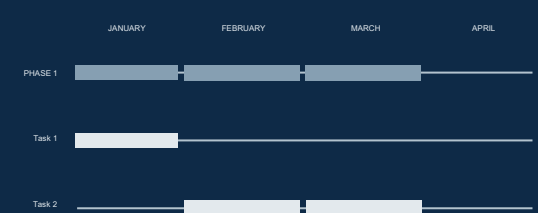

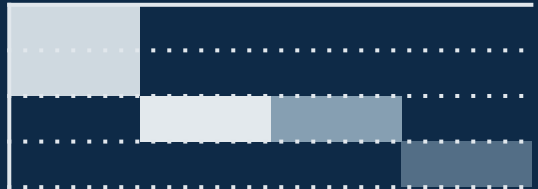
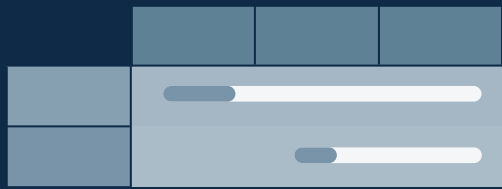

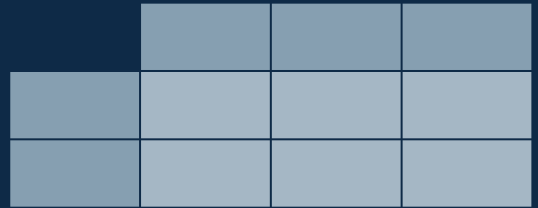
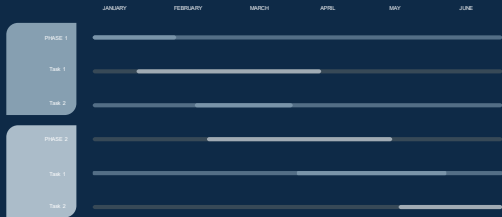

Group the resource again when you're done. You can also look for more [infographics](#) on [Slidesgo](#).




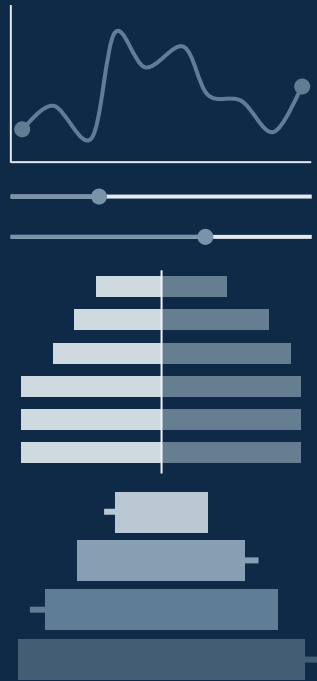













# ...and our sets of editable icons

You can *resize* these icons without losing quality.

You can *change the stroke and fill color*; just select the icon and click on the *paint bucket/pen*.

In Google Slides, you can also use *Flaticon's extension*, allowing you to *customize and add even more icons*.



## Educational Icons



## Medical Icons



## Business Icons



## Teamwork Icons









# Nature Icons



# SEO & Marketing Icons



