


**SCHOOL ADVISORY COUNCIL  
 MEMBERSHIP REPORT**

| <u>MEMBERS BY TYPE</u>   | <u>NAME</u>            | <u>DATE ELECTED</u> | <u>*R/E or LSE</u> |
|--|------------------------|---------------------|--------------------|
| CATEGORY 1<br>Principal  | <u>Linda K. Turner</u> |                     |                    |
| CATEGORY 2<br>Parents  | <u>Kara Reese</u>      |                     | <u>LSE</u>         |
| • Elected by parents   | <u>Doug Pearson</u>    |                     | <u>R E</u>         |
| • Cannot be employed at the school                                   | <u>Jack Fultz</u>      |                     | <u>LSE</u>         |
|  | <u>Maliza Gibbs</u>    |                     | <u>R E</u>         |
|  | <u>Celine Lane</u>     |                     | <u>R E</u>         |
|  | <u>Virginia Gentry</u> |                     | <u>LSE</u>         |
|  |                        |                     |                    |
|  |                        |                     |                    |
| Business/Community Citizens  | <u>Len Edgar</u>       |                     |                    |
| • Selected by the elected members in consultation with the principal | <u>Robby Taylor</u>    |                     |                    |
| • Cannot be employed at the school                                   | <u>Ronnie Muncie</u>   |                     |                    |
|  | <u>Jerry Soupal</u>    |                     |                    |
|  | <u>Nancy Keating</u>   |                     |                    |
|  |                        |                     |                    |

Category 2 (parents and business/community citizens) must be 51% of the total membership (total membership includes the principal, teachers, support personnel, business/community citizens, parents and, at the high school level only, students).

\*Write R/E (racial/ethnic) or LSE (lower socioeconomic) in this column if this person is being counted as minority and/or lower socioeconomic member on the SAC.



MEMBERS BY TYPE

NAME

ELECTED

or LSE

CATEGORY 3

Teachers

- **Elected** by teachers
- Based on a collective bargaining agent with the CCEA, an elementary council must include at least 20% teachers. A secondary council must include at least 30% teachers.

Kim Dubis

LSE

Queen Williams

R|E

Mary West

Alison Dickerson

LSE

Patrick Hall

R|E

Craig Johnson

CATEGORY 4

Support Personnel

- **Elected** by support employees
- Minimum of one

Gwen Walker

R|E-LSE

CATEGORY 5

Students

- Required at high school level only
- **Elected** by students

Tyesha Pearson

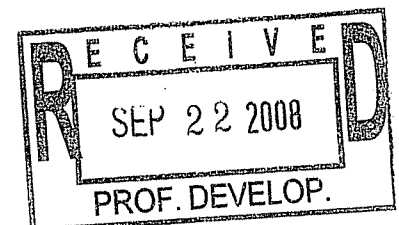
LSE-R|E

TOTAL NUMBER  
OF MEMBERS  
(Category 1-5)

20

- Total percentage of minorities in the

30%




total school enrollment  
 (Available on TERMS, screen C-11.  
 Hard copy available on TS-11-05P)

- Percentage of minorities on SAC 35%
- Percentage of students enrolled who qualify for free/reduced lunch 34%
- Percentage of SAC members who represent the free/reduced lunch population 35%

|   | <u>#</u>  | <u>%</u>  |
|---|-----------|-----------|
| Total number and percent of parents and business/community citizens | <u>11</u> | <u>55</u> |
| Total number and percent of teachers                                | <u>6</u>  | <u>30</u> |

Based on these numbers and percentages, the School Advisory Council meets the following state and district requirements:

- At least 51% of the members are parents and business/community citizens who are not employed in your school district. Yes  No
- The percentage of teachers is at least 20% (elementary council) or 30% (secondary council). Yes  No
- The racial/ethnic percentage of SAC members equals the racial/ethnic percentage of the student enrollment Yes  No
- The lower socioeconomic percentage of SAC members equals the lower socioeconomic percentage of the student enrollment Yes  No

  
 \_\_\_\_\_  
 Principal signature

*September 25, 2008*  
 \_\_\_\_\_  
 Date

If you answer no to meeting any requirement:

